

# French Language Course

---

From Wikibooks, the open-content textbooks collection

---

**Second Edition**

Published:

March 18, 2006

---

The current version of this book can be found at

<http://en.wikibooks.org/wiki/French>

# Table of Contents

## **I. Lessons**

### **A. Introductory Lessons**

- 0.01 Introduction
- 0.02 The Alphabet
- 0.03 Accents
- 0.04 Greetings
- 0.05 Formal Speech
- 0.06 How are you?
- 0.07 Dates
- 0.08 Telling Time
- 0.00 Review

### **B. Level One Lessons**

- 1.01 Basic Grammar
- 1.02 Description
- 1.03 Family
- 1.04 Animals
- 1.05 The House
- 1.06 Weather
- 1.07 Recreation
- 1.08 Travel
- 1.09 Art
- 1.10 Science

### **C. Level Two Lessons**

- 2.01 School
- 2.02 Culture
- 2.03 Shopping
- 2.04 Going out
- 2.05 Transportation
- 2.06 Everyday Life
- 2.07 Rural Life
- 2.08 Food and Drink
- 2.09 Dining
- 2.10 Communication

### **D. Level Three Lessons**

- 3.01 Vacations
- 3.02 Work
- 3.03 Health
- 3.04 Money
- 3.05 Youth
- 3.06 Adolescence
- 3.07 Ancient History
- 3.08 Revolution!
- 3.09 Modern France

### 3.10 Current Events

## **II. Grammar**

01. Adjectives
02. Adverbs
03. Gender
04. Negation
05. Prepositions
06. Pronouns
07. Sentences
08. Tenses
09. Verbs

## **III. Appendices**

01. Dates, Time, and Numbers
02. French authors
03. Hints and Common Errors
04. French History
05. Nations of the World
06. Phrasebook
07. Slang
08. Typing Characters
09. Web Resources

## **IV. GNU Free Documentation License**

# LESSONS

---


# French Introductory Lessons

## Bonjour! - Introductory French


---

Welcome to the course dedicated to teaching you the best and most beautiful language in the world!


01 Leçon 01 : L'introduction

 Lesson 01 : Introduction


02 Leçon 02 : L'alphabet

 Lesson 02 : The Alphabet


03 Leçon 03 : Les accents

 Lesson 03 : Accent Marks


04 Leçon 03 : Les salutations

 Lesson 03 : Greetings


05 Leçon 05 : Le discours  
formel

 Lesson 05 : Formal Speech


06 Leçon 06 : Ça va?

 Lesson 06 : How are you?

07 Leçon 07 : Les dates

 Lesson 07 : Dates

08 Leçon 08 : L'heure

 Lesson 08 : Telling Time

# 0.01 • Introduction

---

## About French

French is a [Romance language](#), descended from Latin and closely related to Portuguese, Spanish, Italian, and Romanian. It is the native tongue of over 77 million people and has an additional 68 million non-native speakers. In medieval times and until the 19th century, it was often the language used in diplomacy, culture, administration, royal courts across Europe and also in trade, thus appropriately becoming the *lingua franca* of its time.

In modern terms, it is still significantly used as a diplomatic language, being an official language of the United Nations, the Olympic Games, and the European Union. It is spoken in France, Belgium, Switzerland, Luxemburg, Tunisia, Morocco, Senegal, Haiti, the Ivory Coast, Madagascar, the Congo, Algeria, Niger, Mali, Burkina Faso, Togo, Gabon, the Seychelles, Burundi, Chad, Rwanda, Djibouti, Cameroon, Mauritius, and Canada (mostly in the province of Québec, where it is the primary language, but it is also used in other parts of the country - notably New Brunswick, which is the only bilingual province. All consumer product packages in Canada are required by law to have both English and French labels).

French-speaking people have made incursions upon the British Isles many times in the past, most noticeably in the Norman Invasion of 1066. For this reason, although English is a [Germanic language](#), at least a third of the English lexicon is derived from French.

## Advice on Studying French

French tends to have a bad reputation amongst English speakers as hard to learn. While it is true that it poses certain difficulties to native English-speakers, it may be noted that English is also considered to be 'difficult', and yet we learnt it without the benefit of already knowing a language.

Learning any new language requires some commitment, generally long-term. Remember that, like any skill, it requires a certain amount of effort. And if you do not practice your French regularly, it is highly likely that you will begin to forget it. Try to make it a part of your schedule; even if it's not daily, at least make it regular.

Remember that you are learning a new skill. Try to master the simple stuff before moving on to the more complex. We all have to add and subtract before we can do calculus.

French is a complete language. While this course can teach you to read and write in French, this is only half of the skills that make up fluency. A written document cannot teach much about listening to and speaking French. You must train all of these skills, and they will reinforce one another. For listening and speaking, finding a native speaker to help you once you have some skill will help you with these skills.

The very best way to learn French is to get amnesia in France or another French-speaking country. This

allows you to start with a clean slate, as babies do. However, most of us are unwilling to take that step. The next best thing is immersion. If you are serious about learning French, a period of immersion (where you go to live in a Francophone culture) is a good idea once you are moderately studied. Most countries are in the relative vicinity of a French-speaking country.

If you can't travel to a French-speaking country, then try listening to French-language programs on the radio, TV, or the Internet. Rent or buy French-language movies. Pay attention to pronunciation. Grab a French speaker you meet and talk to him or her in French. Listen, speak, and practice.

Read French newspapers and magazines. Again, an excellent source is Google's news page, which links to French-language news stories, which will enrich your vocabulary.

## **Book Organization**

This book is divided into one set of preliminary lessons, the page of which you are reading now, and four increasingly complex lesson levels. [The introductory lessons](#) will teach you pronunciation and phrases. In [the first level](#), you will learn basic grammar, including pronouns, the present indicative, most common present tense, and several irregularly-conjugated verbs. In [the second level](#), the passé composé, the most common past tense, is given, along with many other irregular verbs. In [the third level](#), you will learn several more tenses and complex grammar rules. [The fourth level](#) (still in development), will be conducted in French and will focus on [French literature](#) and prose writing. For more on course structure, and information on how you can help improve this book, see [the lessons planning page](#).

[Allons-y!](#) Bonne chance!

## 0.02 • The Alphabet

### Introduction

French Grammar • Alphabet • <a href="#">audio</a> (info • 101 kb • <a href="#">help</a> )														
The French Alphabet • L'alphabet français														
<b>Characters</b>	Aa	Bb	Cc	Dd	Ee	Ff	Gg	Hh	Ii	Jj	Kk	Ll	Mm	
<b>Pronunciation</b>	ah	bay	say	day	euh	eff	jhay	ash	ee	zhee	kah	el	em	
<b>Characters</b>	Nn	Oo	Pp	Qq	Rr	Ss	Tt	Uu	Vv	Ww	Xx	Yy	Zz	
<b>Pronunciation</b>	enn	oh	pay	ku	air	ess	tay	ue	vay	dubl-vay	eeks	ee-grehk	zedh	

In addition, French uses several accents which are worth understanding. These are: à, è, ù, (grave accents) and é (acute accent) which only applies to e. A circumflex applies to all vowels as well: â, ê, î, ô, û. And also a tréma (French for diaeresis) for vowels: ä, ë, ï, ö, ü, ÿ and combined letters: æ and œ

### Letters and Examples

French Grammar • Alphabet • <a href="#">audio</a> (info • 101 kb • <a href="#">help</a> )		
The French Alphabet • L'alphabet français		
letter	pronunciation	name in French (in IPA transcription)
<b>Aa</b>	like <b>a</b> in <i>father</i>	/a/
<b>Bb</b>	like <b>b</b> in <i>baby</i> *	/be/
<b>Cc</b>	before <i>e</i> and <i>i</i> : like <b>c</b> in <i>center</i> before <i>a</i> , <i>o</i> , or <i>u</i> : like <b>c</b> in <i>cat</i>	/se/
<b>Dd</b>	like <b>d</b> in <i>dog</i>	/de/
<b>Ee</b>	approx. like <b>oo</b> in <i>book</i> **	/ə/
<b>Ff</b>	like <b>f</b> in <i>fog</i>	/ɛf/
<b>Gg</b>	before <i>e</i> and <i>i</i> : like <b>s</b> in <i>measure</i> before <i>a</i> , <i>o</i> , or <i>u</i> : like <b>g</b> in <i>get</i>	/ʒe/
<b>Hh</b>	<i>aspirated h</i> : see note below* <i>non-aspirated h</i> : not pronounced***	/aʃ/
<b>Ii</b>	like <b>ea</b> in <i>team</i>	/i/
<b>Jj</b>	like <b>s</b> in <i>measure</i>	/ʒi/



<b>Kk</b>	like <b>k</b> in <i>kite</i>	/ka/	
<b>Ll</b>	like <b>l</b> in <i>lemon</i>	/ɛl/	
<b>Mm</b>	like <b>m</b> in <i>minute</i>	/ɛm/	
<b>Nn</b>	like <b>n</b> in <i>note</i>	/ɛn/	
<b>Oo</b>	<i>closed</i> : approx. like <b>u</b> in <i>nut</i> <i>open</i> : like <b>o</b> in <i>nose</i>	/o/	
<b>Pp</b>	like <b>p</b> in <i>pen</i> *	/pe/	
<b>Qq</b>	like <b>k</b> in <i>kite</i>	/ky/ see 'u' for details	
<b>Rr</b>	force air through the back of your throat just as if you were gargling	/ɛR/	
<b>Ss</b>	like <b>s</b> in <i>sister</i> at beginning of word or with two <b>s</b> 's or like <b>z</b> in <i>amazing</i> if only one <b>s</b>	/ɛs/	
<b>Tt</b>	like <b>t</b> in <i>top</i>	/te/	
<b>Uu</b>	Say the English letter <b>e</b> , but make your lips say "oo".	/y/	
<b>Vv</b>	like <b>v</b> in <i>violin</i>	/ve/	
<b>Ww</b>	Depending on the derivation of the word, like <b>v</b> as in <i>violin</i> , or <b>w</b> in <i>water</i>	/dubløve/	
<b>Xx</b>	either /ks/ in <i>socks</i> , or /gz/ in <i>exit</i>	/iks/	
<b>Yy</b>	like <b>ea</b> in <i>leak</i>	/igrək/	
<b>Zz</b>	like <b>z</b> in <i>zebra</i>	/zɛd/	

## Final consonants and the liaison

In French, certain consonants are silent when they are the final letter of a word. The letters *p* (as in 'coup'), *s* (as in 'héros'), *t* (as in 'chat') and *x* (as in 'paresseux'), are never pronounced at the end of a word.

### *b* and *p*

Unlike English, when you pronounce the letters 'b' and 'p' in French, little to no air should be expended from your mouth. In terms of [phonetics](#), the difference in the French 'b' and 'p' and their English counterparts is one of [aspiration](#) (this is not related to the similarly named concept of '[h' aspiré](#)' below, but is a slight extra puff of air accompanies the [stop](#)). Fortunately, in English both aspirated and unaspirated variants ([allophones](#)) actually exist, but only in specific environments. If you're a native speaker, say the word 'pit' and then the word 'spit' out loud. Did you notice the extra puff of air in the

first word that doesn't come with the second? The 'p' in 'pit' is aspirated [p<sup>h</sup>]; the 'p' in 'spit' is not (like the 'p' in *any* position in French).

## Exercise

1. Get a loose piece of printer paper or notebook paper.
  2. Hold the piece of paper about one inch (or a couple of centimeters) in front of your face.
  3. Say the words *baby*, and *puppy* like you normally would in English. Notice how the paper moved when you said the 'b' and the 'p' respectively.
  4. Now, without making the piece of paper move, say the words *belle* (the feminine form of beautiful in French, pronounced like the English 'bell.'), and *papa*, (the French equivalent of "Dad").
- If the paper moved, your pronunciation is slightly off. Concentrate, and try it again.
  - If the paper didn't move, congratulations! You pronounced the words correctly!

## Aspirated vs. non-aspirated *h*

In French, the letter *h* can be aspirated, (*h aspiré*), or not aspirated, (*h non aspiré*), depending on which language the word was borrowed from. What do these terms mean?

- **Ex.:** the word **héros**, (*hero*) has an aspirated *h*, because when the definite article *le* is placed before it, the result is *le héros*, and both words must be pronounced separately. However, the feminine form of *héros*, **héroïne** is a non-aspirated *h*. Therefore, when you put the definite article in front of it, it becomes *l'héroïne*, and is pronounced as one word.

The only way to tell if the *h* at the beginning of a word is aspirated is to look it up in the dictionary. Some dictionaries will place an asterisk (\*) in front of the entry word in the French-English *H* section if the *h* is aspirated. Other dictionaries will include it in the pronunciation guide after the key word by placing a (') before the pronunciation. In short, the words must be memorized.

Here is a table of some basic *h* words that are aspirated and not aspirated:

<b>aspirated</b>	<b>non-aspirated</b>
<b>héros</b> , hero ( <i>le héros</i> )	<b>héroïne</b> , heroine ( <i>l'héroïne</i> )
<b>haïr</b> , to hate ( <i>je hais or j'haïs...</i> )	<b>habiter</b> , to live ( <i>j'habite...</i> )
<b>huit</b> , eight ( <i>le huit novembre</i> )	<b>harmonie</b> , harmony ( <i>l'harmonie</i> )

## Exercise

1. Grab an English-French-English dictionary, and find at least ten aspirated *h* words, and ten non-aspirated *h* words
2. Make a column of the two categories of *h*-word.
3. Look at it every day and memorize the columns.

# Punctuation

From Wiktionary:

& esperluette  
' apostrophe  
\* astérisque  
" guillemet  
\ barre oblique  
  inverse  
[ ] crochets  
: deux points  
; point virgule

, virgule  
= égal  
\$ dollar  
! point  
  d'exclamation  
> supérieur à  
< inférieur à  
- moins, tiret  
( ) parenthèses

{ } accolades  
% pourcent  
. point  
+ plus  
# dièse  
? point  
  d'interrogation  
\_ soulignement  
/ barre oblique

~ tilde  
@ arobase, a  
  commercial,  
  arobe

## 0.03 • Accents

There are five different kinds of accent marks used in written French. They are:

accent	letters used	examples
<b>acute accent</b> ( <i>accent aigu</i> )	é only	éléphant: <i>elephant</i>
<b>grave accent</b> ( <i>accent grave</i> )	è, à, ù	fièvre: <i>fever</i> , là, <i>there</i> où: <i>where</i>
<b>circumflex</b> ( <i>accent circonflexe</i> )	â, ê, î, ô, û	gâteau: <i>cake</i> , être: <i>to be</i> , île: <i>island</i> , chômage: <i>unemployment</i> , dû: past participle of <i>devoir</i>
<b>diaeresis</b> ( <i>tréma</i> )	ë, ï, ü, ÿ**	Noël: <i>Christmas</i> , maïs: <i>corn</i> , aigüe: <i>acute(fem)*</i>
<b>cedilla</b> ( <i>cédille</i> )	ç only	français: <i>French</i>

- Note : As of the spelling reform of 1990, the diaeresis indicating *gu* is not a digraph on words finishing in *guë* is now placed on the u in standard (AKA "académie française" French) : aigüe and not aiguë, cigüe and not ciguë, ambigüe and not ambiguë (acute(fem), conium, ambiguous). Since this reform is relatively recent and not known in vulgar surrounding, both spellings can be used interchangeably (you might even get a point knocked off if you write "aigüe" in a text, it happened to me!)
  - Note : The letter ÿ is only used in very rare words, most old town names : L'Haÿ-Les-Roses (Paris suburb). Pronounced like ĩ.

### Acute accent, *accent aigu*

The **acute accent** (*French, accent aigu*) is the most common accent used in written French. It is only used with the letter *e* and is always pronounced /ay/.

One use of the *accent aigu* is to form the past participle of regular *-er* verbs.

infinitive	past participle
aimer, <i>to love</i>	aimé, <i>loved</i>
regarder, <i>to watch</i>	regardé, <i>watched</i>

Another thing to note is if you are unsure of how to translate certain words into English from French, and the word begins with *é*, replace that with the letter *s* and you will occasionally get the English word, or an approximation thereof:

- **Ex.:**
  - *étable* --> *stable* (for horses)
  - *école* --> *scole* --> *school*
  - *il étudie* --> *il studie* --> *he studies*
- And to combine what you already know about the *accent aigu*, here is one last example:
  - *étranglé* (from *étrangler*) --> *stranglé* --> *strangled*

**NB:** This will **not** work with **every** word that begins with *é*.

[\[edit\]](#)

## Grave accent, *accent grave*

- **à and ù**

In the case of the letters *à* and *ù*, the **grave accent** (*Fr. **accent grave***), is used to graphically distinguish one word from another.

<b>without <i>accent grave</i></b>	<b>with <i>accent grave</i></b>
<b>a</b> (3rd pers. sing of <b>avoir</b> , <i>to have</i> )	<b>à</b> (preposition, <i>to, at, et al.</i> )
<b>la</b> (definite article for feminine nouns)	<b>là</b> ( <i>there</i> )
<b>ou</b> (conjunction, <i>or</i> )	<b>où</b> ( <i>where</i> )

- **è**

Unlike *à* and *ù*, *è* is not used to distinguish words from one another. The *è* used for pronunciation. In careful speech, an unaccented *e* is pronounced /euh/, and in rapid speech is sometimes not pronounced at all. The *è* is pronounced like the letter *e* in *pet*.

# 0.04 • Greetings

---

## D: Greetings

- Jacques: Bonsoir, Marie.
  - Marie: Euh? Tu t'appelles comment?
  - Jacques: MoiT, je m'appelle Jacques.
  - Marie: Ah, oui. Quoi de neuf, Jacques?
  - Jacques: Pas grand-chose. AlorsT, au revoir, à demain, Marie.
  - Marie: À tout à l'heure, Jacques.
- 
- Olivier: Salut.
  - Luc: Bonjour.
  - Olivier: Tu t'appelles comment?
  - Luc: Luc. Et toi?T
  - Olivier: Je suis Olivier.
  - Luc: Ah, oui. Alors, à bientôt, Olivier.
  - Olivier: Salut, Luc!

^ *me*

^ *so, then*

^ *And you?* (informal)

[\[edit\]](#)

## V: Greetings

French Vocabulary • Greetings • <a href="#">audio</a> ( <a href="#">upload</a> )			
Greetings • Les salutations			
Salut	Hi./Bye.	(informal)	
Bonjour	Hello	(more formal than salut) (all day)	
Bonsoir	Good evening		
Bonne nuit	Good night	<i>bun nwee</i>	
Quoi de neuf?	What's up (about you)? (lit. what's new)		
Pas grand-chose.	Not much. (lit. no big-thing)		

[\[edit\]](#)

## Formal Lesson - Greetings

When talking to one's peers or to children, *Salut!* is used as a greeting. It's English equivalents would be *hi* and *hey*. *Bonjour*, literally meaning *good day*, should be used for anyone else. *Bonsoir*. is used to say *Good evening*. *Bonne nuit*. is used to say *Good night*. before going to bed.

[\[edit\]](#)

## V: Good-bye

French Vocabulary • Greetings • <a href="#">audio</a> ( <a href="#">upload</a> )		
Good-bye • Au revoir		
Salut.	Hi./Bye.	(informal)
Au revoir.	Good-bye.	<i>ohrvwahr</i> ( <i>ev</i> not pronounced)
À demain.	See you tomorrow.	<i>ah duhma</i> (Lit: To/Until Tomorrow)
Au revoir, à demain.	Bye, see you tomorrow.	
À tout à l'heure.	See you!	<i>ah tootah luhr</i>
À bientôt.	See you soon.	<i>ah byantoe</i>
Ciao	Bye.	<i>chow</i> (Italian)

[\[edit\]](#)

## Formal Lesson - Good-byes

In addition to being used as an informal greeting, *Salut*. also means *bye*. Again, it should only be used among friends. Another informal greeting is *ciao*, an Italian word commonly used in France. *Au revoir* is the only formal way to say *Good-bye*. If you will be meeting someone again soon, *À bientôt*. or *À tout à l'heure*. is used. *À demain*. is used if you will be seeing the person the following day.

[\[edit\]](#)

## V: Names

*Tu t'appelles comment?* is used to informally ask someone for his or her name. You respond to this with *Je m'appelles [name]*. In [the next lesson](#), you will learn more formal ways of asking someone for their name.



### Check for understanding

One of your good friends is introducing you to his younger cousin who is visiting on a trip from France, and doesn't speak a word of English. You want to introduce yourself to him, tell him your name, and ask "What's up?"

## 0.05 • Formal Speech

---

### D: A Formal Conversation

French Dialogue • Formal speech • <a href="#">audio</a> ( <a href="#">info</a> • 65 kb • <a href="#">help</a> ) A Formal Conversation • Une conversation formelle	
Two people—Monsieur Bernard and Monsieur Lambert—are meeting for the first time:	
<i>Monsieur Bernard</i>	Bonjour. Comment vous appelez-vous ?
<i>Monsieur Lambert</i>	Je m'appelle Jean-Paul Lambert. Et vous ?
<i>Monsieur Bernard</i>	Moi, je <sup>[1]</sup> suis Marc Bernard. Enchanté.
<i>Monsieur Lambert</i>	Enchanté <sup>[2]</sup> .

<sup>^</sup> *I* (*I* is not capitalized in French (unless, of course, beginning a sentence))

<sup>^</sup> *Nice to meet you* (lit. *enchanted*)

[\[edit\]](#)

### G: *Vous* vs. *tu*

This is an important difference between French and English. English doesn't have a singular and plural, formal version of "you" (although "thou" used to be the informal( arguably archaic) singular version in the days of Shakespeare).

In French, it is important to know when to use "vous" and when to use "tu".

"Vous" is a plural form of "you". This is somewhat equivalent to "y'all", "youse", "you guys", "all of you", except that it is much more formal than all but the [last](#) example.

"Vous" is also used to refer to single individuals to show respect, to be polite or to be neutral. It is used in occasions when talking to someone who is important, someone who is older than you are, or someone you are unfamiliar with. This is known as [w:Vouvoiement](#). Note the conversation between M. Bernard and M. Lambert above as an example of this use.

Conversely, "tu" is the singular and informal form of "vous" (you) in French. It is commonly used when referring to a friend and a family member, and also used between children or when addressing a child. If it is used when speaking to a stranger, it signals disrespect. This is known as [w:Tutoiement](#).

As a rule of thumb, use "tu" only when you would call that person by his first name, otherwise use "vous". French people will make it known when they would like you to refer to them by "tu".

[\[edit\]](#)



## V: Courtesy

French Vocabulary • Formal speech • <a href="#">audio</a> ( <a href="#">upload</a> )			
Courtesy • La politesse			
Please	S'il te plaît.	(Lit: If you please.)	
	S'il vous plaît.	(formal).	
Thanks (a lot)	Merci (beaucoup).		
You're welcome.	De rien.	(Lit: Of nothing.)	
	Pas de quoi.	(Lit: Not of what.) (No problem.)	
	Je t'en prie.	<i>shtahn pree</i> (informal)	
	Je vous en prie	<i>jzuh vooz ahn pree</i> (formal)	

[\[edit\]](#)

## V: Titles

French Vocabulary • Formal speech • <a href="#">audio</a> ( <a href="#">upload</a> )				
Titles • Les titres				
	French	Abbr.	Pronunciation	English, Usage
<b>Singular</b>	Monsieur	M.	<i>muhsyur</i>	Mr., Sir.
<b>Plural</b>	Messieurs.		<i>mehsyur</i>	Gentlemen.
<b>Singular</b>	Madame	M <sup>me</sup>	<i>mahdamn</i>	Mrs., Ma'am.
<b>Plural</b>	Mesdames		<i>maydahm</i>	Ladies
<b>Singular</b>	Mademoiselle	M <sup>lle</sup>	<i>mahdmqoizell</i>	Miss, Young lady
<b>Plural</b>	Mesdemoiselles		<i>maydmwahzell</i>	Young ladies

[\[edit\]](#)

## Formal Lesson - Titles

The titles *monsieur*, *madame*, and *mademoiselle* are almost always used alone, without the last name of the person. When beginning to speak to a professor, employer, or generally someone older than you, it is polite to say *monsieur*, *madame*, or *mademoiselle*.

[\[edit\]](#)

## V: Asking For One's Name

French Vocabulary • Formal speech • <a href="#">audio</a> ( <a href="#">upload</a> )	
Asking For One's Name • Demander le nom de quelqu'un	
Comment vous appelez-vous?	How do you call yourself? (formal)

Quel est votre nom?	What is your name?
Tu t'appelles comment?	What is your name? (informal) (lit: You call yourself how?)
Je m'appelle...	My name is... (lit. I call myself...)
Je suis...	I am...

# 0.06 • How Are You?

---

## D: A Simple Conversation


Two good friends—Marie and Jean—are meeting:

- *Marie*: Salut Jean. Ça va ?
- *Jean*: Ça va bien, merci. Et toi, ça va ?
- *Marie*: Pas mal.
- *Jean*: Quoi de neuf ?
- *Marie*: Pas grand-chose.
- *Marie*: Au revoir Jean.
- *Jean*: Au revoir, à demain.

[\[edit\]](#)

## V: How are you?

French Vocabulary • How are you? • <a href="#">audio</a> ( <a href="#">upload</a> )	
How are you? • Ça va?	
Comment allez-vous? (formal), Comment vas-tu? (informal), Comment ça va?/Ça va ? (informal)	How are you?
Ça va (très) bien	I'm doing (very) well (lit. It's going (very) well)
Oui, ça va.	Yes, it goes.
Très bien, merci.	Very well, thanks.
Pas mal.	Not Bad
Comme ci, comme ça.	So-So.
pas si bien/pas très bien	not so well
Désolé(e).	I'm sorry.
et toi ? et vous ?	and you? (informal) and you? (formal)



### Check for understanding

Write down as many ways to respond to *Ça va?* as you can think of off the top of your head. Then go back to the vocabulary and learn other ways.

[\[edit\]](#)

## E: 1.01 1 - Basic Phrases - Dialogue

French Exercise • How are you? • <a href="#">audio</a> ( <a href="#">upload</a> )				
Basic Phrases • Expressions de base				
Exercise				
Put the following conversation in order:				
	First	Second	Third	Fourth
1. Michel	Je ne vais pas très bien.	Bonjour, Jacques	Au revoir	Comment ça va?
2. Jacques	Désolé.	Ça va très bien! Et vous? Allez-vous bien?	À demain	Salut, Michel!
Solution:				
	First	Second	Third	Fourth
1. Michel	Bonjour, Jacques.	Comment ça va?	Je ne vais pas très bien.	Au revoir.
2. Jacques	Salut, Michel!	Ça va très bien! Et vous? Allez-vous bien?	Désolé.	À demain.

[\[edit\]](#)

## Formal Lesson - Asking How One Is Doing

*Ça va?* is used to ask someone how they are doing. The phrase literally means *It goes?*, referring to the body and life. A more formal way to say this is *Comment allez-vous?*. You can respond by using *ça va* as a statement; *Ça va.* roughly means *I'm fine*. The adverb *bien* is used to say *well*, and is often said both alone and as *Ça va bien*. *Bien* is preceded by certain adverbs to specify the degree to which you are well. Common phrases are *assez bien*, meaning *rather well*, *très bien*, meaning *very well*, and *vraiment bien*, meaning *really well*. The adverb *mal* is used to say *badly*. *Pas* is commonly added to *mal* to form *Pas mal.*, meaning *Not bad*. *Comme-ci, comme-ça.*, literally translating to *Like this, like that.*, is used to say *So, so*. To be polite, add *merci*, meaning *thank you* to responses to questions.



### Check for understanding

Pretend to have (or actually have) a verbal conversation with various people that you know, such as siblings, friends, children, teachers, coworkers, or heads of state. Address them in different ways, depending on their relation to you. Ask them how they are doing, and finally say goodbye.

# 0.07 • Dates

---

## V: Numbers 01-31

French Vocabulary • Dates • <a href="#">audio</a> (upload) Numbers 01-31 • Les nombres 01-31		
un(e)	1	une unité (a unity)
deux	2	
trois	3	
quatre	4	
cinq	5	
six	6	
sept	7	
huit	8	
neuf	9	
dix	10	une dizaine (one ten)
onze	11	
douze	12	une douzaine (one dozen)
treize	13	
quatorze	14	
quinze	15	
seize	16	
dix-sept	17	
dix-huit	18	
dix-neuf	19	
vingt	20	
vingt et un(e)	21	
vingt [deux - neuf]	22-29	
trente	30	
trente et un(e)	31	

[\[edit\]](#)

## V: The days of the week.

**French Vocabulary • Dates • [audio](#) (info • 420 kb • [help](#))**  
**The Days of the Week. • Les jours de la semaine.**

#	French	Pronunciation	English	Origin
1	lundi	luh <sub>n</sub> dee	Monday	Moon
2	mardi	mahrdee	Tuesday	Mars
3	mercredi	maircruhdee	Wednesday	Mercury
4	jeudi	juhdee	Thursday	Jupiter
5	vendredi	vah <sub>n</sub> druhdee	Friday	Venus
6	samedi	sahmdee	Saturday	Saturn
7	dimanche	deemah <sub>n</sub> sh	Sunday	Sun

Notes:

- *What day is it today?* is equivalent to *Quel jour sommes-nous ?*.
- *Quel jour sommes-nous ?* can be answered with *Nous sommes...*, *C'est...* or *On est...* (last two are less formal).
- *Nous sommes...* is not used with *hier*, *aujourd'hui*, or *demain*. *C'était* (past) or *C'est* (present/future) must be used accordingly.
- The days of the week are not capitalized in French.

**French Vocabulary • Dates • [audio](#) (upload)**  
**Asking For The Day • Demander le jour**

1a	Aujourd'hui on est quel jour ?	Today is what day?	ojzoordwee on ay kell jzoor
1b	Aujourd'hui on est [jour].	Today is [day].	
2a	Demain c'est quel jour ?	Tomorrow is what day?	Duhma <sub>n</sub> on ay kell jzoor
2b	Demain c'est [jour].	Tomorrow is [day].	

**French Vocabulary • Dates • [audio](#) (upload)**  
**Relative Days • Les Jours relatifs**

avant hier	the day before yesterday
hier	yesterday
aujourd'hui	today
ce soir	tonight
demain	tomorrow
lendemain	the day after tomorrow

[\[edit\]](#)

## V: The Months of the Year

French Vocabulary • Dates • <a href="#">audio (upload)</a> The Months of the Year • Les mois de l'année			
#	French	Pron.	English
01	janvier	<i>jzah<sub>m</sub>veeyay</i>	January
02	février	<i>fayvreeyay</i>	February
03	mars	<i>mahrse</i>	March
04	avril	<i>ahvrill</i>	April
05	mai	<i>maye</i>	May
06	juin	<i>jzwan</i>	Juin
07	juillet	<i>jzooeeyay</i>	July
08	août	<i>oot/oo</i>	August
09	septembre	<i>septah<sub>m</sub>bruh</i>	September
10	octobre	<i>oktuhbruh</i>	October
11	novembre	<i>novah<sub>m</sub>bruh</i>	November
12	decembre	<i>daysah<sub>m</sub>bruh</i>	December

- The months of the year are not capitalized in French.
- For phrases relating to the months of the year, see [the phrasebook](#)

French Vocabulary • Dates • <a href="#">audio (upload)</a> Asking For The Date • Demander la date			
3a	Quelle est la date (d'aujourd'hui) ?	What is the date (today)?	<i>kell ay lah daht</i>
3b	C'est le [#] [month].	It's [month] [#].	

[\[edit\]](#)

## V: Seasons

[le printemps](#) spring  
[l'été](#) summer  
[l'automne](#) autumn  
[l'hiver](#) winter

# 0.08 • Telling Time

---

## V: Numbers 30-60

French Vocabulary • Time • <a href="#">audio</a> (info • 337 kb • <a href="#">help</a> ) Numbers 30-60 • Les nombres 30-60	
trente	30
trente et un(e)	31
trente [deux - neuf]	32-39
quarante	40
cinquante	50
soixante	60

[\[edit\]](#)

## V: Asking for the time

French Vocabulary • Time • <a href="#">audio</a> (info • 612 kb • <a href="#">help</a> ) Asking For The Day, Date, Time • Demander le jour/la date/le temps			
Asking for the time.			
4a	Quelle heure est-il ?	What hour/time is it?	<i>kell er ayteel</i>
4b	Quelle heure il est ?		<i>kell er eel ay</i>
5	Il est [nombre] heure(s).	It is [number] hours.	<i>eelay [nombre] er</i>

[\[edit\]](#)

## V: Time

In French, “il est” is used to express the time; though it would literally translate as “he is”, it is actually, in this case, equivalent to “it is” (impersonal “il”). Unlike in English, it is always important to use “heures” (“hours”) when referring to the time. In English, it is OK to say, “It’s nine,” but this wouldn’t make sense in French.

French Vocabulary • Time • <a href="#">audio</a> (info • 145 kb • <a href="#">help</a> ) Time • Le temps	
Quelle heure est-il ?	What time is it?



Il est une heure.	It is one o'clock.
Il est trois heures.	It is three o'clock.
Il est dix heures.	It is ten o'clock.
Il est midi.	It is noon.
Il est minuit.	It is midnight.
Il est quatre heures cinq.	It is five past four.
Il est quatre heures et quart.	It is a quarter past four.
Il est quatre heures moins le quart	It is a quarter till 4.
Il est quatre heures quinze.	It is four fifteen.
Il est quatre heures et demie.	It is half past four.
Il est quatre heures trente.	It is four thirty.
Il est cinq heures moins vingt.	It is twenty to five.
Il est quatre heures quarante.	It is four forty.

[\[edit\]](#)

## V: Times of Day

French Vocabulary • Time • <a href="#">audio (upload)</a> Times of Day • L'heure relatif	
le lever du jour	daybreak lit:the rise of the day
le lever du soleil	sunrise lit: the rise of the sun
le soleil levant	rising sun.
le matin	morning
...du matin	A.M., lit: of the mornng
hier matin	yesterday morning
le midi	noon, midday
l'après-midi (m)	afternoon
le soir	evening, in the evening
...du soir	P.M. lit: of the evening
la nuit	night

# 0.00 • Review

## G: The French alphabet

French Grammar • Review • <a href="#">audio</a> (info • 101 kb • <a href="#">help</a> )														
The French Alphabet • L'alphabet français														
<b>Characters</b>	Aa	Bb	Cc	Dd	Ee	Ff	Gg	Hh	Ii	Jj	Kk	Ll	Mm	
<b>Pronunciation</b>	ah	bay	say	day	euh	eff	jhay	ash	ee	zhee	kah	el	em	
<b>Characters</b>	Nn	Oo	Pp	Qq	Rr	Ss	Tt	Uu	Vv	Ww	Xx	Yy	Zz	
<b>Pronunciation</b>	enn	oh	pay	ku	air	ess	tay	ue	vay	dubl-vay	eeks	ee-grehk	zedh	

In addition, French uses several accents which are worth understanding. These are: à, è, ù, (grave accents) and é (acute accent) which only applies to e. A circumflex applies to all vowels as well: â, ê, î, ô, û. And also a tréma (French for diaeresis) for vowels: ä, ë, ï, ö, ü, ÿ and combined letters: æ and œ

[\[edit\]](#)

## V: Basic Phrases

French Vocabulary • Review • <a href="#">audio</a> (info • 353 kb • <a href="#">help</a> )	
Basic Phrases • Les expressions de base	
bonjour, salut	hello (formal), hi (informal)
Comment allez-vous? (formal), Comment vas-tu? (informal), Comment ça va?/Ça va ? (informal)	How are you?
ça va (très) bien	I'm doing (very) well (lit. It's going (very) well)
merci	thank you
et toi ? et vous ?	and you? (informal) and you? (formal)
pas mal	not bad
bien	well
pas si bien/pas très bien	not so well
comme ci, comme ça	so-so
Désolé(e)	I'm sorry.
quoi de neuf ?	what's up (about you)? (lit. what's new)
pas grand-chose	not much (lit. no big-thing)

au revoir	bye (lit. with reseeing, akin to German auf Wiedersehen)
à demain	see you tomorrow (lit. at tomorrow)
Au revoir, à demain.	Bye, see you tomorrow

[\[edit\]](#)

## V: Numbers

French Vocabulary • Review • <a href="#">audio</a> ( <a href="#">info</a> • 337 kb • <a href="#">help</a> )		
Numbers • Les nombres		
un	1	une unité (a unity)
deux	2	
trois	3	
quatre	4	
cinq	5	
six	6	
sept	7	
huit	8	
neuf	9	
dix	10	une dizaine (one ten)
onze	11	
douze	12	une douzaine (one dozen)
treize	13	
quatorze	14	
quinze	15	
seize	16	
dix-sept	17	
dix-huit	18	
dix-neuf	19	
vingt	20	
vingt et un	21	
vingt [deux - neuf]	22-29	
trente	30	
trente et un	31	
trente [deux - neuf]	32-39	
quarante	40	

cinquante	50	
soixante	60	
soixante-dix	70	
soixante-et-onze	71	
soixante-[douze - dix-neuf]	72-79	
quatre-vingts	80	
quatre-vingt-un	81	
quatre-vingt-[deux - neuf]	82-89	
quatre-vingt-dix	90	
quatre-vingt-[onze - dix-neuf]	91-99	
cent	100	une centaine (one hundred)
[deux - neuf] cents	200-900	
deux cent un	201	
neuf cent un	901	
mille	1.000	un millier (one thousand)
(un) million	1.000.000	
(un) milliard	1.000.000.000	

**Things of note about numbers:**

- For 70-79, it builds upon "soixante" but past that it builds upon a combination of terms for 80-99
- Only the first (21,31,41,51,etc) have "et un"; but past this it is simply both words consecutively (vingt-six, trente-trois, etc)
- For 100-199, it looks much like this list already save that "cent" is added before the rest of the number; this continues up to 1000 and onward.

[\[edit\]](#)

## V: Asking for the day/date/time

<b>French Vocabulary • Review • <a href="#">audio</a> (info • 612 kb • <a href="#">help</a>)</b> <b>Asking For The Day, Date, Time • Demander le jour, la date, le temps</b>		
<b>Asking for the day.</b>		
1a	Aujourd'hui c'est quel jour?	Today is what day? <i>ojzoordwee say kell jzoor</i>
1b	Aujourd'hui c'est [jour].	Today is [day].
2a	Demain c'est quel jour	Tomorrow is what day? <i>Duhma<sub>n</sub> say kell jzoor</i>
2b	Demain c'est [jour].	Tomorrow is [day].
<b>Asking for the date.</b>		
3a	Quelle est la date	What is the date <i>kell ay lah daht</i>

	(aujourd'hui)?	(today)?	
3b	C'est le [#] [month].	It's [month] [#].	
<b>Asking for the time.</b>			
4a	Quelle heure est-il?	What hour/time is it?	<i>kell er ayteel</i>
4b	Il est quelle heure?		<i>eel ay kell er</i>
5	Il est [nombre] heure(s).	It is [ <i>number</i> ] hours.	<i>eelay [nombre] er</i>

[\[edit\]](#)

## V: Time

In French, “il est” is used to express the time; though it would literally translate as “he is”, it is actually, in this case, equivalent to “it is” (unpersonal “il”). Unlike in English, it is always important to use “heures” (“hours”) when referring to the time. In English, it is OK to say, “It’s nine,” but this wouldn’t make sense in French.

<b>French Vocabulary • Review • <a href="#">audio</a> (info • 145 kb • <a href="#">help</a>)</b>	
<b>Time • Le temps</b>	
Quelle heure est-il ?	What time is it?
Il est une heure.	It is one o’clock.
Il est trois heures.	It is three o’clock.
Il est dix heures.	It is ten o’clock.
Il est midi.	It is noon.
Il est minuit.	It is midnight.
Il est quatre heures cinq.	It is five past four.
Il est quatre heures et quart.	It is a quarter past four.
Il est quatre heures quinze.	It is four fifteen.
Il est quatre heures et demie.	It is half past four.
Il est quatre heures trente.	It is four thirty.
Il est cinq heures moins vingt.	It is twenty to five.
Il est quatre heures quarante.	It is four forty.

[\[edit\]](#)

## V: The days of the week.

Les jours de la semaine [lay jzoor duh lah suhmen]

<b>French Vocabulary • Review • <a href="#">audio</a> (info • 420 kb • <a href="#">help</a>)</b>				
<b>The Days of the Week. • Les jours de la semaine.</b>				
#	French	Pronunciation	English	Origin

1	lundi	<i>luh<sub>n</sub>dee</i>	Monday	Moon
2	mardi	<i>mahrdee</i>	Tuesday	Mars
3	mercredi	<i>maircruhdee</i>	Wednesday	Mercury
4	jeudi	<i>juhdee</i>	Thursday	Jupiter
5	vendredi	<i>vah<sub>n</sub>druhdee</i>	Friday	Venus
6	samedi	<i>sahmdee</i>	Saturday	Saturn
7	dimanche	<i>deemah<sub>n</sub>sh</i>	Sunday	Sun

- The days of the week are not capitalized in French.
- For phrases relating to the day of the week, see [the phrasebook](#).

Notes:

- *What day is it today?* is equivalent to *Quel jour sommes-nous ?*.
- *Quel jour sommes-nous ?* can be answered with *Nous sommes...*, *C'est...* or *On est...* (last two are less formal).
- *Nous sommes...* is not used with *hier*, *aujourd'hui*, or *demain*. *C'était* (past) or *C'est* (present/future) must be used accordingly.

[\[edit\]](#)

## V: Relative Date and Time

<b>French Vocabulary • Review • <a href="#">audio</a> (info • 883 kb • <a href="#">help</a>)</b> <b>Relative Date and Time • Date et heure relatives</b>	
<b>Times of Day</b>	
le lever du jour	daybreak lit: the rise of the day
le lever du soleil	sunrise lit: the rise of the sun
le soleil levant	rising sun.
le matin	morning
...du matin	A.M., lit: of the mornng
hier matin	yesterday morning
le midi	noon, midday
l'après-midi (m)	afternoon
le soir	evening, in the evening
...du soir	P.M. lit: of the evening
la nuit	night
<b>Relative Days</b>	
avant hier	the day before yesterday

hier	yesterday
aujourd'hui	today
ce soir	tonight
demain	tomorrow
lendemain	the day after tomorrow

[\[edit\]](#)

## V: Seasons and Seasonal Activities

[le printemps](#) - spring

[l'été](#) - summer

[l'automne](#) - autumn

[l'hiver](#) - winter

[\[edit\]](#)

## D: A Conversation Between Friends

French Dialogue • Review • <a href="#">audio (upload)</a> A Conversation Between Friends • Une conversation entre amis	
<b>Daniel</b>	Bonjour Hervé. Comment vas-tu ? Hello, Hervé. How are you? <i>[lit: How go you?]</i>
<b>Hervé</b>	Je vais bien, merci. Et toi ça va ? I'm good, <sup>1</sup> thank you. And you, it goes (fine)?
<b>Daniel</b>	Ça va bien. Est-ce que <sup>2</sup> tu viens à mon anniversaire ? J'organise une petite fête. It goes well. You're coming to my party? I'm organizing a little party.
<b>Hervé</b>	C'est quand ? When is it? <i>[lit: It is when?]</i>
<b>Daniel</b>	Le 3 mars à 20h. March 3rd at 08:00 PM.
<b>Hervé</b>	Le 3 mars, entendu. Tu fais ça chez toi <sup>3</sup> ? March 3rd, agreed. You're having it at your place?
<b>Daniel</b>	Oui c'est chez moi. J'ai invité une vingtaine d'amis. On va danser toute la nuit. Yes, it's at my place. I have invited (a set of) twenty friends. We <sup>4</sup> are going to dance all night.
<b>Hervé</b>	C'est très gentil de m'inviter, merci. A bientôt. It's very nice to invite me, thank you. So long.
<b>Daniel</b>	A demain, bonne journée. Until tomorrow, good day.

<sup>1</sup> *Bien* is an adverb meaning *well*. Its adjective equivalent is *bon(ne)*, which means *good*. Since *je vais*, meaning *I go*, uses an action verb, the adjective *bien* is used. In English, I'm good, which uses the linking verb *am*, is followed by an adjective rather than an adverb.

<sup>2</sup> *Est-ce que...* literally means *Is it that...* and is often used to start questions. This is used in a similar manner to *do* in English. Instead of *You want it?*, one can say *Do you want it?* *Est-ce que...* has no real meaning, other than signifying that a question follows.

<sup>3</sup> *chez...* is a preposition meaning *at the house of...* *Chez moi* is used to say *at my place*. *Chez [name]* is used to say *at [name's] place*.

<sup>4</sup> *on* can mean *we* or *one*.

[\[edit\]](#)

## D: The Director

French Dialogue • Review • <a href="#">audio</a> ( <a href="#">upload</a> ) The Director • Le directeur	
<b>Daniel</b>	<i>(frappe à la porte : toc toc toc)</i> <i>(knocks on the door : knock knock knock)</i>
<b>Le directeur</b>	Entrez! Enter!
<b>Daniel</b>	Bonjour, monsieur le directeur. Est-ce que vous allez bien? Hello, Mr. Director. Are you well?
<b>Le directeur</b>	Je vais bien merci. Et vous, comment allez-vous? I am well, thank you. And you, how are you?
<b>Daniel</b>	Je vais bien. Je veux vous demander s'il est possible d'organiser un pot pour mon anniversaire. Je l'organiserais le 3 mars vers 14 h. I'm well. I want to ask you if it is possible to organize a [?] for my birthday. I would organize it the third of March around 02:00 PM.
<b>Le directeur</b>	Et vous voulez l'organiser où ? And you want to organize it where?
<b>Daniel</b>	Dans la grande salle de réunion au deuxième étage. On en aurait besoin jusqu' à 16 h, le temps de tout nettoyer. In the large conference room on the second floor. We would need it until 04:00 PM, the time of cleaning everything.
<b>Le directeur</b>	Entendu! J'espère que je serais invité ? Agreed! I hope that I would be invited?
<b>Daniel</b>	Bien sûr ! Merci Beaucoup! Of course! Thanks a lot!
<b>Le directeur</b>	Au revoir! Good-bye!
<b>Daniel</b>	Au revoir et encore merci! Good-bye and thanks again.

[\[edit\]](#)



## A l'école

Toto est un personnage imaginaire qui est cancre à l'école. Il y a beaucoup d'histoires drôles sur Toto, un jour je vous en raconterais une !

- *L'instituteur* : Bonjour, les enfants ! Aujourd'hui c'est mardi, nous allons réviser la table d'addition.

Combien font huit plus six ?

- *Toto* : treize, monsieur !

- *L'instituteur* : non Toto tu t'es trompé ! Huit plus six égal quatorze. Et combien font cinq plus neuf ?

- *Clément* : quatorze !

- *L'instituteur* : Très bien Clément.

[\[edit\]](#)

## Exercices











- huit plus cinq égal : (treize)
- cinq et un égal : (six)
- neuf plus huit égal (dix-sept)
- trente-deux plus quarante-neuf égal (quatre-vingt-un)
- soixante plus vingt égal (quatre-vingts)
- cinquante-trois plus douze égal (soixante-cinq)
- dix-neuf plus cinquante égal (soixante-neuf)
- quarante-sept plus vingt-sept égal (soixante-quatorze)
- Soixante-trois plus trente-deux égal (quatre-vingt-quinze)
- soixante plus trente-deux égal (quatre-vingt-douze)

# French Level One Lessons

## Allons! - Basic French

---

If you haven't done so already, spend a few minutes to first read the course's [introductory lessons](#). Once that's done, you're ready to begin your very first traditional French lesson! After you have completed this level, you can move on to [the next level](#). Finally, go to [the lessons planning page](#) if you would like to help improve this course.

01	Leçon 01 : Grammaire de base	G: Gender, Articles, Subject Pronouns
	Lesson 01 : Basic Grammar	V:
02	Leçon 02 : La description	G: Conjugation, Être, Adjectives
	Lesson 02 : Description	V: Colors, Numbers
03	Leçon 03 : La famille	G: Avoir, le, la, and les
	Lesson 03 : Family	V: Family
04	Leçon 04 : Les animaux	G: Aller
	Lesson 04 : Animals	V: Pets, Environments, Zoo
04	Leçon 04 : La maison	G: Faire, me, te, nous, and vous
	Lesson 04 : The House	V: Household, Housework, Furniture
05	Leçon 05 : Le temps	G: Negation, Aller
	Lesson 05 : Weather	V: Weather
06	Leçon 06 : Récréation	G: -er Verbs, lui and leur
	Lesson 06 : Recreation	V: Games, Sports, Places, Playing
07	Leçon 07 : Les voyages	G: -ir Verbs, Possessive Adjectives
	Lesson 07 : Travel	V: Hotels, Directions
08	Leçon 08 : L'art	G: -re Verbs, Beau, Nouveau, and Vieux
	Lesson 08 : Art	V: Museums, Movies, Plays
09	Leçon 09 : La science	G:
	Lesson 09 : Science	V:

# 1.01 • Basic Grammar

---

## G: Gender of Nouns

In French, all nouns have a **grammatical gender**, that is, they are masculine or feminine for the purposes of grammar only.

Most nouns that express entities with gender (people and animals) use both a feminine form and a masculine form, for example, the two words for "actor" in French are *acteur* (**m**) and *actrice* (**f**).

The nouns that express entities without gender (e.g., objects and abstract concepts) have only one form. This form can be masculine or feminine. For example, *la voiture* (the car) can only be feminine; *le stylo* (the pen) can only be masculine.

There are some nouns that express entities with gender for which there is only one form, which is used regardless of the actual gender of the entity, for example, the word for person; *personne*; is always feminine, even if the person is male, and the word for teacher; *professeur*; is always masculine even if the teacher is female.

### Examples

French Grammar • Basic grammar • <a href="#">audio</a> (info • 113 kb • <a href="#">help</a> )			
Gender of Nouns • Genre des Noms			
Masculine		Common Endings Used With Masculine Nouns:	
le cheval	the horse	-age	le fromage the cheese
le chien	the dog	-r	le professeur the teacher
le livre	the book	-t	le chat the cat
le bruit	the noise	-isme	le capitalisme capitalism
Feminine		Common Endings Used With Feminine Nouns:	
la colombe	the dove	-ie	la boulangerie the bakery
la chemise	the shirt	-ion	la nation the nation
la maison	the house	-ite/-ité	la fraternité

			brotherhood
la liberté	liberty	-nce	la balance the scales
		-nne -mme -lle	la fille the girl l'indienne the Indian

Unfortunately, there are many exceptions in French which can only be learned. There are even words that are spelled the same, but have a different meaning when masculine or feminine; for example, *un livre* (**m**) means a book, but *une livre* (**f**) means a pound! Some words that appear to be masculine (like *la photo*, which is actually short for *la photographie*) are in fact feminine, and vice versa. Then there are some that just don't make sense; *la foi* is feminine and means a belief, whereas *le foie* means liver. To help overcome this hurdle which many beginners find very difficult, be sure to learn the genders along with the words.

[\[edit\]](#)

## G: Definite and Indefinite Articles

[\[edit\]](#)

### The Definite Article

In English, the definite article is always “the”.

In French, the definite article is changed depending on the noun's:

1. Gender
2. Plurality
3. First letter of the word

There are three definite articles and an abbreviation. "Le" is used for masculine nouns, "La" is used for feminine nouns, "Les" is used for plural nouns (both masculine or feminine), and "L' " is used when the noun begins with a vowel or silent "h" (both masculine or feminine). It is similar to english, where "a" changes to "an" before a vowel.

<b>French Grammar • Basic grammar • <a href="#">audio</a> (info • 78 kb • <a href="#">help</a>)</b>				
<b>The Definite Article • L'article défini</b>				
singular	feminine	la	la fille	the daughter
		le	le fils	the son
singular, starting with a vowel sound		l'	l'enfant	the child
plural		les	les filles	the daughters
			les fils	the sons

		les enfants	the children
--	--	-------------	--------------

Note: Unlike English, the definite article is used to talk about something in a general sense, a general statement or feeling about an idea or thing.

[\[edit\]](#)

## The Indefinite Article

In English, the indefinite articles are "a" and "an". "Some" is used as a plural article in English.

Again, indefinite articles in French take different forms depending on gender and plurality. The articles "Un" and "une" literally mean "one" in French.

<b>French Grammar • Basic grammar • <a href="#">audio</a> (info • 55 kb • <a href="#">help</a>)</b>				
<b>The Indefinite Article • L'article indéfini</b>				
singular	feminine	une	une fille	a daughter
	masculine	un	un fils	a son
plural		des	des filles	some daughters
			des fils <sup>1</sup>	some sons

<sup>1</sup>"des fils" does mean "some sons" but is an homograph: it can also mean "some threads"

Also note that *des*, like *les* is used in French before plural nouns when no article is used in English. Let's imagine you are looking at photographs in an album. In English, we would say "I am looking at photographs." In French, you cannot say, "Je regard photographs," you must tell which photographs you are looking at using an article. If you were looking at a set of *specific* pictures, you would say "Je regarde *les* photographs." ("I am looking at *the* photographs.") If you were just flipping through the album, looking at nothing in particular, you would say, "Je regard *des* photographs." ("I am looking at *some* photographs.")

[\[edit\]](#)

## G: Subject pronouns

French has six different types of pronouns: the 1st, 2nd, and 3rd person singular and the 1st, 2nd, and 3rd person plural.

<b>French Grammar • Basic grammar • <a href="#">audio</a> (info • 61 kb • <a href="#">help</a>)</b>			
<b>Subject Pronouns • Les pronoms soumis</b>			
1st person	singular	je	I
	plural	nous	we
2nd person	singular	tu	you
	plural	vous	you
3rd person	singular	il, elle, on	he, she, one
	plural	ils, elles	they (masculine) they (feminine)

When referring to more than one person in the 2nd person, “vous” must be used. When referring to a single person, “vous” or “tu” may be used depending on the situation; see notes in lesson 1.

In addition to the nuances between *vous* and *tu*, as discussed in lesson 1, French pronouns carry meanings that do not exist in English pronouns. The French third person "on" has several meanings, but most closely matches the now archaic English "one". While in English, "One must be very careful in French grammar" sounds old-fashioned, the French equivalent "On doit faire très attention à la grammaire française" is quite acceptable. Also, while the third person plural "they" has no gender in English, the French equivalents "ils" and "elles" do. However, when pronounced, they normally sound the same as "il" and "elle", so distinguishing the difference requires understanding of the various conjugations of the verbs following the pronoun. Also, if a group of people consists of **both** males and females, the male form is used, even if there is only one male in a group of thousands of females.

In everyday language, “on” is used, instead of “nous”, to express “we”; the verb is always used in the 3rd person singular. For example, to say "We (are) meeting at 7 o'clock", you could say either “*On se rencontre au cinéma à sept heures.*” (colloquial) or “*Nous nous rencontrons au cinéma à sept heures.*” (formal). For more, see [the Wikipedia entry](#).

# 1.02 • Description

---

## G: Conjugation

French verbs **conjugate**, which means they take different shapes depending on the subject. English verbs only have one conjugation; that is the third person singular (I see, you see, he/she **sees**, we see, they see). The only exception is the verb "to be", which is the only example of English verb conjugation; (I am; (thou art); you are; he/she is; we are; they are;). Most French verbs will conjugate into many different forms.

[\[edit\]](#)

## G: The verb être

*Être* can be translated to “to be” in English. Here, we will look at the conjugations in the present tense, or **present indicative**. There is one conjugation for each of the six subject pronouns.

[\[edit\]](#)

### Formation

French Verb • Description • <a href="#">audio</a> (info • 103 kb • <a href="#">help</a> )						
être • to be						
	Singular			Plural		
<b>first person</b>	<b>je suis</b>	<i>jeuh swee</i>	I am	<b>nous sommes</b>	<i>noo sumz</i>	we are
<b>second person</b>	<b>tu es</b>	<i>too ay</i>	you are	<b>vous êtes</b>	<i>voozett</i>	you are
<b>third person</b>	<b>il est</b>	<i>eel ay</i>	he is	<b>ils sont</b>	<i>eelzont</i>	they are
	<b>elle est</b>	<i>ell ay</i>	she is			(masc. or mized)
	<b>on est</b>	<i>ohn ay</i>	one is			<b>elles sont</b>

[\[edit\]](#)

### Examples

Je suis avocat.	I am (a) lawyer.
Tu es à la banque.	You are at the bank.
Il est beau.	He is handsome.

Try to learn all these conjugations. They will become very useful in forming tenses.

[\[edit\]](#)

## G: Adjectives

Les adjectifs

Just like articles, French adjectives also have to match the nouns that they modify in gender and plurality. Adjectives that end in *e* in the masculine form do not change in gender. Other adjectives, like *gros*, do not change in plurality.

[\[edit\]](#)

### Regular Formation

Most adjective changes occur in the following manner:

- Feminine: add an -e to the masculine form
  - un garçon intéressant --> une fille intéressante
  - un ami amusant --> une amie amusante
  - un camion lent --> une voiture lente
- Plural: add an -s to the masculine form
  - un garçon intéressant --> des garçons intéressants
  - une fille intéressante --> des filles intéressantes

[\[edit\]](#)

### Pronunciation

Generally, the final consonant is pronounced only when it comes before an -e. Most adjectives, such as those above, are affected by this rule.

- Masculine Pronunciation: *intéressan*, *amusan*, *len*
- Feminine Pronunciation: *intéressant*, *amusant*, *lent*

For more advanced rules, see the topic: [French Adjectives: Describing Nouns in French](#)

[\[edit\]](#)

## V: Describing People

French Grammar • Description • <a href="#">audio</a> (upload)			
Describing People • Décrire des personnes			
Masculine Singular	Feminine Singular	Masculine Plural	Feminine Plural
<b>size and weight</b>			
Il est petit.	Elle est petite.	Ils sont petits.	Elles sont petites.
Il est moyen.	Elle est moyenne.	Ils sont moyens.	Elles sont moyennes.



Il est grand.	Elle est grande.	Ils sont grands.	Elles sont grandes.
Il est gros.	Elle est grosse.	Ils sont gros.	Elles sont grosses.
<b>hair color</b>			
Il est blond.	Elle est blonde.	Ils sont blonds.	Elles sont blondes.
Il est brun.	Elle est brune.	Ils sont bruns.	Elles sont brunes.
<b>attitude and personality</b>			
Il est intelligent.	Elle est intelligente.	Ils sont intelligents'.	Elles sont intelligentes.
Il est intéressant.	Elle est intéressante.	Ils sont intéressants.	Elles sont intéressantes.
Il est amusant.	Elle est amusante.	Ils sont amusants.	Elles sont amusantes.

[\[edit\]](#)

## V: Common Adjectives

### Describing People

sympa(thique)(s) nice  
sociable(s) sociable  
timide(s) timid  
dynamique(s) outgoing  
gentil(le)(s) nice, gentle  
strict(e)(s) strict

### Describing Actions

mauvais(e)(s) bad  
bone(ne)(s) good  
fort(e)(s) strong

### Describing Things

facile(s) easy  
difficile(s) difficult

[\[edit\]](#)

## V: Colors

French Vocabulary • Description • <a href="#">audio</a> (info • 160 kb • <a href="#">help</a> )		
Colors • Les couleurs		
Masculine	Feminine	English
blanc	blanche	white
gris	grise	gray
noir	noire	black
rouge	rouge	red

orange	orange	orange
jaune	jaune	yellow
vert	verte	green
bleu	bleue	blue
violet	violette	violet
marron	marron	brown (everything but hair)
brun	brune	brown (hair - dark haired)
rose	rose	pink
safran	safranne	saffron

[\[edit\]](#)

## G: Adverbs Detailing Adjectives

- assez - rather, enough
- très - very
- vraiment - truly, really

[\[edit\]](#)

## G: Describing yourself

Now that you have successfully said hello and how are you to your partner, it would be a good idea to tell them a little about yourself. When stating your nationality or job, it is not necessary to say that you are 'un(e)' whatever-it-is, only that, for example, "Je suis Australienne". This is an exception to the normal rule.

Please use the [The Nations of the World Appendix](#) to find out what your country is called in French, and its gender.

Please note that there is both a masculine and feminine form of saying your nationality - for males and females respectively.

To say where you live now, you use the verb *habiter* - "to live (somewhere)" and you form it using the first person "Je" form (I/me) [present tense](#) - "*Je habite*" - which truncates to "*J'habite*". You then choose the right [gender](#) for the word "in", en, or aux.

# 1.03 • Family

---

## G: The verb avoir

"Avoir" can be translated as "to have".

[\[edit\]](#)

### Formation

French Verb • Family • <a href="#">audio</a> (info • 100 kb • <a href="#">help</a> )						
avoir • to have						
	Singular			Plural		
<b>first person</b>	<b>j' ai</b>	<i>zjay</i>	I have	<b>nous avons</b>	<i>noozahvoh<sub>n</sub></i>	we have
<b>second person</b>	<b>tu as</b>	<i>too ah</i>	you have	<b>vous avez</b>	<i>voozahvay</i>	you have
<b>third person</b>	<b>il a</b>	<i>eel ah</i>	he has	<b>ils ont</b>	<i>eelzohn<sub>t</sub></i>	they have (masc. or mized)
	<b>elle a</b>	<i>ell ah</i>	she has			
	<b>on a</b>	<i>oh<sub>n</sub> ah</i>	one has	<b>elles ont</b>	<i>ellzohn<sub>t</sub></i>	they have (fem.)

[\[edit\]](#)

### Examples

J'ai deux stylos.	I have two pens.
Tu as trois frères.	You have three brothers.
Il a une idée.	He has an idea.

[\[edit\]](#)

## V: The Family

French Vocabulary • Family • <a href="#">audio</a> (info • 1245 kb • <a href="#">help</a> )			
The Family • La Famille			
Immediate Family		Extended Family	
ma famille	my family	ma famille éloignée	my extended family
les parents	parents	les grand-parents	grandparents

la mère	mother	le grand-père	grandfather
le père	father	la grand-mère	grandmother
la femme	wife	les petits-enfants	grandchildren
le mari	husband	le petit-fils	grandson
la soeur	sister	la petite-fille	granddaughter
le frère	brother	l'oncle, <i>tonton</i>	uncle
l'enfant(e)	child (m or f)	la tante, <i>tati</i>	aunt
les enfants	children	le neveu	nephew
la fille	daughter	la nièce	niece
le fils	son	le/la cousin(e)	cousin (m or f)

To speak about more complex family relations, such as "my grandmother's cousin", you must use the de mon/ma/mes form - "le cousin de ma grandmère".

[\[edit\]](#)

## G: Direct Object Pronouns *le, la, and les*

*le, la, and les* are called direct object pronouns, because they are pronouns that are, you guessed it, used as direct objects. A direct object is a noun that is acted upon by a verb.

- Il jette *la boule*. - He throws *the ball*.

In the above sentence *la boule* is the direct object.

You have learned earlier that names and regular nouns can be replaced by the subject pronouns (*je, tu...*). Similarly, direct objects, such as "la boule", can be replaced by pronouns.

- *le* - replaces a masculine singular direct object
- *la* - replaces a feminine singular direct object
- *l'* - replaces *le* and *la* if they come before a vowel
- *les* - replaces plural direct objects, both masculine and feminine

The direct object pronouns come before the verb they are linked to.

- Il *la* jette. - He throws it.
- Il *les* jette. - He throws them.

*Le, la, and les* can replace either people or inanimate objects.

# 1.04 • Animals

---

## V: Animals

French Vocabulary • Animals • <a href="#">audio</a> ( <a href="#">upload</a> )	
Animals • Les animaux	
<b>Pets</b>	
<a href="#">l'animal</a> (m)	animal
le chat	(male) cat
la chatte	(female) cat
le chaton	kitten
le chien	dog
la souris	mouse
le lapin	rabbit
<b>Wild Animals</b>	
<a href="#">jaguar</a>	jaguar
le singe	monkey
<b>Environments</b>	
<a href="#">jungle</a>	jungle
<b>Plants</b>	
<a href="#">l'arbre</a> (m)	tree
<b>Farm Animals</b>	
<a href="#">le cheval</a>	horse
la vache	cow
le mouton	sheep

[\[edit\]](#)

## V: Going to the Zoo

# 1.05 • The House

## V: The House

French Vocabulary • The house • <a href="#">audio</a> ( <a href="#">upload</a> )			
The House • La maison			
General		Actions	
la maison	house, home	habiter	to live (somewhere)
l'appartement(m)	flat/apartment	arriver (à la maison)	to arrive (home)
le quartier	neighborhood	quitter	to leave
chez [ <i>person</i> ]	at the house of [ <i>person</i> ] at [ <i>person</i> ]'s house	rentrer (à la maison)	to go back home
Floors			
l'étage (m)	level	le premier étage	second floor
le rez-de-chaussée	lobby, ground floor	le deuxième étage	third floor
		le troisième étage	fourth floor
Rooms		Parts of a Room	
la pièce	room	le plafond	ceiling
la salle de séjour	family room	la porte	door
la cave	basement	la fenêtre	window
le grenier	attic	le toit	roof
la cuisine	kitchen	le sol	ground
la salle à manger	dining room	le mur	wall
la salle de bains	bathroom	l'escalier (m)	stairs
la chambre à coucher	bedroom	monter à pied	to walk up stairs
les toilettes (f) (no singular)	water-closet	l'ascenseur (m)	elevator
le garage	Garage	monter en ascenseur	to take the elevator
Furniture		Outside a House	
le rideau	curtain	la voiture	car
la chaise	chair	la terrasse	patio

la table	table	le balcon	balcony
l'armoire (f)	cupboard	le jardin	garden
le lit	bed	la fleur	flower
le tapis	carpet	l'arbre (m)	tree

[\[edit\]](#)

## G: Faire

The verb *faire* is translated to *to do* or *to make*. It is irregularly conjugated (it does not count as a regular -re verb).

[\[edit\]](#)

### Formation

French Verb • The house • <a href="#">audio</a> ( <a href="#">upload</a> )						
faire • to do, to make						
	Singular			Plural		
<b>first person</b>	<b>je fais</b>	<i>jeuh fay</i>	I do	<b>nous faisons</b>	<i>noo fezoɦ<sub>n</sub></i>	we do
<b>second person</b>	<b>tu fais</b>	<i>too fay</i>	you do	<b>vous faites</b>	<i>voo feht</i>	you do
<b>third person</b>	<b>il fait</b>	<i>eel fay</i>	he does	<b>ils font</b>	<i>eel foɦ<sub>n</sub></i>	they do (masc. or mized)
	<b>elle fait</b>	<i>ell fay</i>	she does			
	<b>on fait</b>	<i>oh<sub>n</sub> fay</i>	one does			

[\[edit\]](#)

### Uses For *Faire*

- sports
- weather
- tasks
- le faire causatif
  - faire (conjugated) + infinitive - to have something done for oneself
  - Je fais réparer le fourneau. - I make/have the stove repaired.

[\[edit\]](#)

### Related Words

- défaire - to demolish
- malfaire - to do badly
- refaire - to remake

[\[edit\]](#)

## Expressions with Faire

- faire attention - to pay attention
- faire connaissance - to get acquainted
- faire la morale - to scold
- faire la queue - to wait in line
- s'en faire - to worry

[\[edit\]](#)

## V: Housework

French Vocabulary • The house • <a href="#">audio</a> ( <a href="#">upload</a> )	
Housework • Le ménage	
faire la cuisine	to do the cooking
faire la lessive/le linge	to do the laundry
faire le jardin	to do the gardening
faire le lit	to make the bed
faire le ménage	to do the housework
faire la vaisselle	to do the dishes
faire les carreaux	to do the windows
faire les courses	to do the shopping/errands
faire le repassage	to do the ironing

[\[edit\]](#)

## G: *me, te, nous, and vous*

- Direct and Indirect Object Pronouns

[\[edit\]](#)

### Meanings

- *me* - me,, to me
- *te* - you, to you (singular, informal)
- *nous* - us, to us
- *vous* - you, to you (plural, formal)

[\[edit\]](#)

### Place in sentences

- These pronouns are placed before the verb that they modify



- Je te vois. - I see you.
- Je veux te voir. - I want to see you.
- If a perfect tense is used, these pronouns go before the auxiliary verb.
  - Je t'ai vu. - I saw you.

[\[edit\]](#)

## Direct Object Replacement

- Il me voit. - He sees me.
- Il te voit. - He sees you.
- Il nous voit. - He sees us.
- Il vous voit. - He sees you.

[\[edit\]](#)

## Indirect Object Replacement

- Il m'appelle. - He calls to me.
- Il te le jette. - He throws it to you.
- Il nous le jette. - He throws it to us.
- Il vous le jette. - He throws it to you.

[\[edit\]](#)

## Exercises

Try to describe your house or bedroom using the vocabulary. Don't forget prepositions.

You may also wish to talk about what housework you do.

[\[edit\]](#)

## Chez moi

J'habite une villa à Mornant, à coté de Lyon en France. Ma maison a 2 chambres : la première pour moi et ma femme avec un grand lit. La deuxième est plus petite : c'est la chambre de mon fils. Nous avons aussi un bureau avec 3 ordinateurs : un par personne ! La salle de séjour est très grande et à coté, il y a un petit salon. Nous aimons regarder la télévision allongés dans le fauteuil. La cuisine est toute petite et nous y mangeons le soir. Il y a une petite table et 4 chaises. La maison est de plein pied et ne comporte pas d'étage. Le jardin est assez grand et nous y faisons pousser des fleurs.

# 1.06 • Weather

---

## G: Standard Negation

In order to say that one did *not* do something, the *ne ... pas* construction must be used. The *ne* is placed before the verb, while the *pas* is placed after.

### Examples

Il est avocat.	He is [a] lawyer.
Il n'est pas avocat.	He is not [a] lawyer.
Nous faisons nos devoirs.	We are doing our homework.
Nous ne faisons pas nos devoirs.	We are not doing our homework.
Je joue du piano.	I play the piano.
Je ne joue pas du piano.	I do not play the piano.
Vous vendez votre voiture.	You sell your car.
Vous ne vendez pas votre voiture.	You do not sell your car.

When negating with the indefinite article (*un, une*), the indefinite article changes to *de*.

### Examples

Il est belge..	He is Belgian.
Il n'est pas belge.	He is not Belgian.
Nous lisons un livre.	We read a book.
Nous ne lisons pas de livre.	We do not read a book.
Je mange une cerise.	I eat a cherry.
Je ne mange pas de cerise.	I do not eat a cherry.

- Simple negation is done by wrapping *ne...pas* around the verb.
  - Je ne vole pas. - I do not steal.
- In a perfect tense, *ne...pas* wraps around the auxiliary verb, not the participle.
  - Je n'ai pas volé. - I have not stolen.
- When an infinitive and conjugated verb are together, *ne...pas* usually wraps around the conjugated verb.
  - Je ne veux pas voler. - I do not want to steal.
- *ne pas* can also go directly in front of the infinitive for a different meaning.
  - Je veux ne pas voler. - I want to not steal.
- *ne* goes before any pronoun relating to the verb it affects.
  - Je ne le vole pas. - I did not steal it.

[\[edit\]](#)

# V: Weather and Seasons



La météo (A French Weather Map)

French Vocabulary • Weather • <a href="#">audio</a> (upload)			
Weather • Le temps			
General		Cloudy Weather	
le soleil	sun	le nuage Il y a des nuages.	cloud It's cloudy. lit: There are some clouds.
le ciel	sky	nuageux(-euse)	cloudy
		couvert(e)(s)	overcast, lit: covered
<b>Warm Weather</b>		l'éclaircie (f)	clearing, break (in clouds)
Il fait beau	It's nice.	<b>Cold and Windy Weather</b>	
Il fait chaud.	It's warm.	Il fait froid.	It's cold.
Le ciel est dégagé.	The sky is clear. lit: The sky is freed.	le vent Il fait du vent.	wind It's windy.
Le ciel se dégage.	The sky is clearing up.	Le vent souffle.	The wind blows.
Le soleil brille.	The sun is shining.	la rafale	gust of wind
<b>Rainy Weather</b>		<b>Snowy Weather</b>	
la brume	fog, haze, mist	l'hiver (m)	winter
le brouillard	fog	la neige Il neige.	snow It's snowing.
la bruine	drizzle	la grêle	hail

		Il tombe de la grêle.	It's hailing. lit: It falls of the hail.
une goutte de pluie	a drop of rain	<b>Extreme weather</b>	
la pluie La pluie tombe.	rain The rain falls.	un orage orageux(-euse) Il y a un orage!	a storm stormy There's a storm!
Il pleut. il a plu. Il va pleuvoir.	It's raining. It rained. It's going to rain.	l'éclair (m) l'éclairage (m)	flash (of lightening) lightening
pluvieux(-euse) Le temps est pluvieux.	rainy It's raining. lit: The weather is rainy.	la tempête	storm, tempest
de gros nuages noirs.	large black clouds	agité(e)(s)	stormy, agitated
l'averse (f)	downpour	le tonnerre	thunder

French Vocabulary • Weather • <a href="#">audio (upload)</a> Seasons • Les Saisons		
Une saison (f)	A season	<input type="checkbox"/>
Le printemps (m)	Spring	<input type="checkbox"/>
L'été (m)	Summer	<input type="checkbox"/>
L'automne (m)	Autumn	<input type="checkbox"/>
L'hiver (m)	Winter	<input type="checkbox"/>

[\[edit\]](#)

## G: Aller

- The verb *aller* is translated to *to go*.
- *Aller* is used with the preposition *à*. Example: *Je vais au stade*.
- It is irregularly conjugated (it does not count as a regular -er verb).

[\[edit\]](#)

## Formation

In the present indicative, *aller* is conjugated as follows:

French Verb • Weather • <a href="#">audio (upload)</a> aller • to go						
	Singular			Plural		
first person	<b>je vais</b>	<i>jeuh vay</i>	I go	<b>nous allons</b>	<i>nouzah loh<sub>n</sub></i>	we go

<b>second person</b>	<b>tu vas</b>	<i>too vah</i>	you go	<b>vous allez</b>	<i>vouzah lay</i>	you go
<b>third person</b>	<b>il va</b>	<i>eel vah</i>	he goes	<b>ils vont</b>	<i>eel vohn</i>	they go
	<b>elle va</b>	<i>ell vah</i>	she goes			(masc. or mized)
	<b>on va</b>	<i>ohn vah</i>	one goes	<b>elles vont</b>	<i>ell vohn</i>	they go (fem.)

[\[edit\]](#)

## Futur Proche

The structure *aller* + infinitive is used to say that something is going to happen in the near future.

- Il va faire froid. - It's going to be cold.

[\[edit\]](#)

## Idioms

- Allons-y - *ahlonzee* - Let's go there! (impératif) <sup>1</sup>
- Ça va? - How are you? (lit: It goes?)

[\[edit\]](#)

## Liaison

Usually, whenever a vowel sound comes after *...ons* or *...ez*, the usually unpronounced *s* and *z* change to a sharp *z* sound and link to the next syllable. (This process is called liaison.) However, since *allons* and *allez* begins with vowels, *nous allons* is pronounced *nyoozahloh* and *vous allez* is pronounced *voozahlay*. In order to have a pleasing and clean sound, two liaisons should not go consecutively. There is therefore no liaison in *allons à* when it comes right after *nous* and *allez à* when it comes after *vous*.

- In the phrase *Vous allez à l'école?*, *vous allez à* is pronounced *vouzahlay ah*.
- In the phrase *vous et Marie allez à l'école?*, *allez à* is pronounced *ahlayzah*.

# 1.07 • Recreation

---

## G: Regular -er Verbs

Most French verbs fall into the category of -er verbs. To conjugate, drop the -er to find the "stem" or "root". Add endings to the root based on the subject and tense.

**jouer** - to play

French Grammar • Recreation • <a href="#">audio</a> ( <a href="#">upload</a> )		
-er Verb Formation • Formation des verbes en -er		
pronoun	ending	verb
je	-e	joue
tu	-es	joues
il/elle	-e	joue
nous	-ons	jouons
vous	-ez	jouez
ils/elles	-ent	jouent

Note: In all conjugations, *je* changes to *j'* when followed by a vowel. Example: J'attends. Also, as a rule of thumb: "h" is considered a vowel; as in "J'habite...".

[\[edit\]](#)

## D: Recreation

Here is a short dialog about people planning/doing leisure activities. Besides the new vocabulary you should also have a look at how the verbs are conjugated depending on the subject of the sentence.

- *Jean-Paul* : Qu'est-ce que vous faites ?
- *Marc et Paul* : Nous jouons au tennis.
- *Marie* : Je finis mes devoirs.
- *Michel* : J'attends mon ami.
- *Pierre* : Je vais au parc.
- *Christophe* : Je viens du stade.

[\[edit\]](#)

## V: Recreation

Qu'est-ce que vous faites?	What are you doing?
jouer	to play
finir	to finish
attendre	to wait (for)
aimer	to like
détester	to hate
(mon/ma) ami(e)	(my) friend

[\[edit\]](#)

## V: Places

la bibliothèque	library <sup>1</sup>
le parc	park
la piscine	swimming pool
la plage	beach
le restaurant	restaurant
salle de concert	concert hall
le stade	stadium
le théâtre	theater

<sup>1</sup>Caution: a *librairie* is a bookshop.

[\[edit\]](#)

## G: Indirect Object Pronouns *lui* and *leur*

Indirect objects are prepositional phrases with the object of the preposition. An indirect object is a noun that receives the action of a verb.

- Il jette la boule à Jacques. - He throws the ball to Jack.
- Il jette la boule à Marie. - He throws the ball to Mary.
- Il jette la boule à Jacques et Marie. - He throws the ball to Jack and Mary.

*Lui* and *leur* are indirect object pronouns. They replace nouns referring to people and mean *to him/her* and *to them* respectively.

- *lui* - replaces a singular masculine or feminine indirect object referring to a human
- *leur* - replaces a plural masculine or feminine indirect object referring to a human

An example follows:

- Il lui jette la boule. - He throws the ball to him.

- Il lui jette la boule. - He throws the ball to her.
- Il leur jette la boule. - He throws the ball to them.

Whether *lui* means *to him* or *to her* is given by context.

In English, "He throws *him* the ball" is also said, and means the same thing.

When used with the direct object pronouns *le*, *la*, and *les*, *lui* and *leur* come after those pronouns.

- Il la lui jette. - He throws it to him.

Note that while *le*, *la*, and *les* are used to replace people or inanimate objects, *lui* and *leur* are not used to replace inanimate objects and things.

Also note that unlike *le* and *la*, which are shortened to *l'* when followed by a vowel, *lui* is never shortened

[\[edit\]](#)

## V: Jouer

The verb *jouer* is a regular -er verb meaning *to play*. It can be used to refer to both sports and instruments.

When referring to sports, use *jouer à*, but when referring to instruments, use *jouer de*...

As always, *jouer* must be conjugated rather than left in the infinitive.

French Vocabulary • Recreation • <a href="#">audio (upload)</a>			
Play • Jouer			
jouer a...		jouer de...	
au baseball	baseball	de la clarinette	clarinet
au basket	basketball	du piano	piano
au football	soccer; football	de la guitare	guitar
au football américain	American football	du violon	violin
au golf	golf	de la batterie	drums
au tennis	tennis		(singular
au volley	volleyball		in French)
aux cartes	cards		
aux dames	checkers/ draughts		
aux échecs	chess		



# 1.08 • Travel

---

## V: Hotels

[\[edit\]](#)

## G: Regular -ir Verbs

The second category of regular French verbs is **-ir** verbs. To conjugate, drop the -ir to find the "stem" or "root". Add endings to the root based on the subject and tense.

**finir** - to finish

French Grammar • Travel • <a href="#">audio (upload)</a>		
<b>-ir Verb Formation • Formation des verbes en -ir</b>		
pronoun	ending	verb
je	-is	<b>finis</b>
tu	-is	<b>finis</b>
il/elle	-it	<b>finit</b>
nous	-issons	<b>finissons</b>
vous	-issez	<b>finissez</b>
ils/elles	-issent	<b>finissent</b>

[\[edit\]](#)

## G: Possessive Adjectives

- First person singular - mon, ma, mes
- Second person singular (informal) - ton, ta, tes
- Third person singular - son, sa, ses
  
- First person plural - notre, notre, nos
- Second person plural (and polite form) - votre, votre, vos
- Third person plural - leur, leur, leurs

# 1.09 • Art

---

## G: Regular -re Verbs

The third category of regular verbs is made up of *-re'* verbs. To conjugate, drop the *-re* to find the "stem" or "root". Add endings to the root based on the subject and tense, as demonstrated below for the present tense.

[\[edit\]](#)

### Formation

**attendre** – to wait

French Grammar • Art • <a href="#">audio</a> (upload) -re Verb Formation • Formation des verbes en -re		
pronoun	ending	verb
je ( <i>j'</i> )	-s	attends
tu	-s	attends
il/elle	-	attend
nous	-ons	attendons
vous	-ez	attendez
ils/elles	-ent	attendent

[\[edit\]](#)

### Vendre

The verb *vendre* is a regular -re verb:

French Verb • Art • <a href="#">audio</a> (upload) vendre • to sell						
	Singular			Plural		
<b>first person</b>	<b>je vends</b>	<i>jeuh vahn</i>	I sell	<b>nous vendons</b>	<i>noo vahn dohn</i>	we sell
<b>second person</b>	<b>tu vends</b>	<i>too vee ehn</i>	you sell	<b>vous vendez</b>	<i>voo vahn day</i>	you sell
<b>third person</b>	<b>il vend</b>	<i>eel vahn</i>	he sells	<b>ils vendent</b>	<i>eel vahnde</i>	they sell (masc. or mized)
	<b>elle vend</b>	<i>ell vahn</i>	she sells			

	<b>on vend</b>	<i>oh<sub>n</sub> vahn</i>	one sells	<b>elles vendent</b>	<i>ell vahnde</i>	they sell (fem.)
--	----------------	----------------------------	-----------	----------------------	-------------------	------------------

[\[edit\]](#)

## Common -re Verbs

Compared to -er verbs, -re verbs are not very common. You will however see the following verbs fairly often.

[\[edit\]](#)

## V: Going to a Museum

[\[edit\]](#)

## V: French Museums, Theaters, and Opera Houses



The Louvre

[\[edit\]](#)



The Louvre Pyramid

## G: Beau, Nouveau, and Vieux

French Grammar • Art • <a href="#">audio</a> ( <a href="#">upload</a> )					
The Adjectives Beautiful, New, and Old • Beau, Nouveau, and Vieux					
	Masc. Sing. Cons.	Masc. Sing Vowel	Masc. Plural	Fem. Sing. (all)	Fem. Plural
<b>Beau</b>	un beau garçon	un bel individu	de beaux garçons	une belle fillette	de belles fillettes
<b>Nouveau</b>	un nouveau camion	un nouvel ordre	de nouveaux ordres	une nouvelle idée	de nouvelles idées
<b>Vieux</b>	un vieux camion	un vieil ordre	de vieux camions	une vieille idée	de vieilles idées

[\[edit\]](#)

## V: Movies

French Vocabulary • Art • <a href="#">audio</a> (upload)			
Movies • Les films			
General			
le film (domestique) (en vidéo)	(domestic) movie (on video)	V.O. (Version originale)	unaltered sub-titles
le film (étranger) (en DVD)	(foreign) movie (on DVD)	les sous-titres	
l'acteur (m)	actor	la vidéo	video
l'actrice (f)	actrice	le DVD	DVD
louer	to rent		
The Movie Theater		Film Genres	
le cinéma	the (movie) theater	le dessin animé	cartoon
la salle du cinéma	theater showing room lit: room of the the theater	le documentaire	documentary
la séance	showing	le film d'amour	love story
le guichet	ticket window	le film d'aventures	adventure movie
la place le fauteuil	seat/place to sit chair <sup>1</sup>	le film d'horreur	horror film
coûter	to cost	le film policier	police film
jouer	to play	le film de science-fiction	sci-fi film

- <sup>1</sup>Un fauteuil is the physical chair that one sits on. One would normally use "une place" whenever "a seat" is used in English.
  - Prenez la place! - Take a seat!

Les films sont fascinants! Vous allez au cinéma? Pourquoi? Vous aimez les films? On parle *Qu'est-ce qu'on joue au cinéma?* pour demander les films qui jouent. On achète les places au guichet, où l'employé(e) vous les vend. On entre la salle du cinéma pour regarder un film. Quel est votre genre de film préféré? Vous louez les vidéos? les DVDs?

[\[edit\]](#)

## V: Plays

French Vocabulary • Art • <a href="#">audio</a> (upload)			
Plays • Les pièces			
At the Theater		Play Genres	
le théâtre	theater	le ballet	ballet
la pièce (de théâtre)	(theatrical) play lit: (theatrical)	la comédie	comedy

	piece		
l'acte (f) la scène l'entracte (m)	act scene intermission	la comédie musicale	musical comedy
chanter le (la) chanteur (-euse)	to sing singer	le drame	drama
danser le (la) danseur (-euse)	to dance dancer	la tragédie	tragedy

[\[edit\]](#)

## V: French Artists and Entertainers

- [Charles Aznavour.ogg](#)
- [Gilbert Becaud.ogg](#)
- [Jacques Brel.ogg](#)
- [Robert Charlebois.ogg](#)
- [Joe Dassin.ogg](#)
- [Raymond Devos.ogg](#)
- [Celine Dion.ogg](#)
- [Garou.ogg](#)
- [Juliette Greco.ogg](#)
- [Edith Piaf.ogg](#)

# French Level Two Lessons

## Toujours Là? - Slightly More Advanced French

---

Now that you know how to compose French sentences in the present indicative, you can continue on to Wikibook's second French course. Inside, you will learn the passé composé, the most common French past tense, and review the grammar you have already learned. The grammar now becomes a lot more advanced, and each lesson now gives much more information. After you have completed this level, you can move on to [the next level](#). Also remember to go to [the lessons planning page](#) if you would like to help improve this course.

- |    |   |   |
|----|---|---|
| 01 | Leçon 01 : L'école<br>Lesson 01 : School                    | G: Introduction to Perfect Tenses, Passé Composé of Regular Verbs<br>V: School, School Subjects   |
| 02 | Leçon 02 : La culture<br>Lesson 02 : Culture                | G: Regular Verbs Review, Croire & Voir<br>V: Life, Religions, Holidays, Celebrations (Birthdays, Christmas, Bastille Day)               |
| 03 | Leçon 03 : Faire des courses<br>Lesson 03 : Shopping        | G: exer Verbs (Acheter), -yer Verbs (Payer), Object Pronoun Review, Irregular Past Participles (so far)<br>V: Shopping, Clothing, Shoes |
| 04 | Leçon 04 : Sortir<br>Lesson 04 : Going Out                  | G: Sortir & Partir, -enir Verbs (Venir), -éxer Verbs<br>V: Leisure Activities, Directions, How to Get to Places, Places to go, Movies   |
| 05 | Leçon 05 : Le transport<br>Lesson 05 :<br>Transportation    | G: -uire Verbs (Conduire), -rir Verbs (Ouvrir), Y, Passé Composé with Être<br>V: Local Travelling, Methods of transportation            |
| 06 | Leçon 06 : Le quotidien<br>Lesson 06 : Everyday<br>Life     | G: Devoir, Falloir, Reflexive Verbs<br>V: Employment, Waking up, Preparing for work, Driving to Work, Sleep                             |
| 07 | Leçon 09 : La vie rurale<br>Lesson 09 : Rural Life          | G: Suivre, Vivre, Naître, Passé Composé with Reflexive Verbs<br>V: Pets, Farm Animals   |
| 08 | Leçon 07 : La nourriture<br>Lesson 07 : Food and<br>Drink   | G: Manger, Boire, Partitive Article, En, Mettre<br>V: Meat, Dairy Products, Drinks, Desserts  |
| 09 | Leçon 08 : Dîner<br>Lesson 08 : Dining                      | G: Prendre, -cer Verbs, Servir, Vouloir & Pouvoir<br>V: Meals, Silverware, Dining at a Restaurant                                       |
| 10 | Leçon 10 : La communication<br>Lesson 10 :<br>Communication | G: Dire, -aître Verbs, Connaître & Savoir, Écrire, Envoyer, Lire, Recevoir<br>V: Mail, Calling Others, Computers                        |

## 2.01 • School

---

### G: Introduction to Perfect Tenses

- The perfect tenses are also called the compound or composed tenses.
- The perfect tenses are all composed of a conjugated auxillary verb and a fixed past participle.

[\[edit\]](#)

#### Auxillary Verb Formation

- The auxillary verb is always either avoir or être.
- The tense of the verb depends upon the tense that avoir or être is conjugated in.
  - When the auxillary verb is conjugated in the passé composé, for example, the auxillary verb is conjugated in the present indicative.
    - J'ai fini. - I have finished.

[\[edit\]](#)

#### Past Participle Formation

- -er verbs - replace -er with é
- -ir verbs - replace -ir with i
- -re verbs - replace -re with u
- irregular verbs - must be memorized

[\[edit\]](#)

#### Past Participle Agreement

- The past participle must agree with the direct object of a clause in gender and plurality if the direct object goes before the verb.
  - the direct object is *masculine singular* - no change
    - J'ai fini le jeu. - I have finished the game.
    - Je l'ai fini. - I have finished it.
  - the direct object is *feminine singular* - add an e to the past participle
    - J'ai fini la tâche. - I have finished the task.
    - Je l'ai finie. - I have finished it.
  - the direct object is *masculine plural* - add an s to the past participle.
    - J'ai fini les jeux. - I have finished the games.
    - Je les ai finis. - I have finished them.

- the direct object is *feminine plural* - add an **es** to the past participle.
  - J'ai fini les tâches. - I have finished the tasks.
  - Je l'ai finies. - I have finished them.

[\[edit\]](#)

## Avoir ou Être?

- In most circumstances, the auxillary verb is avoir.
- However, under certain situations, the auxillary verb is être.
- This occurs when:
  - The verb is one of 16 special verbs that take être.
    - Note that when a direct object is used with these verbs, the auxillary verb becomes avoir.
  - The verb is reflexive.
    - That is, the subject of the verb is also its object.

[\[edit\]](#)

## List of Tenses

There are seven perfect tenses in French. These are:

1. [passé composé](#) (past)
2. [plus-que-parfait de l'indicatif](#) (farthest past indicative)
3. [plus-que-parfait du subjonctif](#) (farthest past subjunctive)
4. [passé antérieur](#) (farther past)
5. [futur antérieur](#) (future past)
6. [conditionnel passé](#) (conditional past)
7. [passé du subjonctif](#) (subjunctive past)

Don't worry if you don't completely understand the perfect tenses. Each tense and lists of irregular verb conjugations will be given later in this course. In the next lesson, the passé composé is introduced.

[\[edit\]](#)

## V: School

### General

le professeur	teacher
l'étudiant	student (m)
l'étudiante	student (f)
la bourse	scholarship
la bibliothèque	library

- The word *professeur* is considered masculine at all times, even if the teacher is female. The only case when "professeur" can be preceded by feminine determiner is either when contracting it in colloquial language "la prof", or when adding a few words before : "madame/mademoiselle la/le professeur".



**Pendant  
les cours**      **During  
classes**

le tableau	chalkboard
la craie	chalk
le pupitre	desk
l'examen (m)	test
les devoirs	homework
la classe	class
la cantine	cafeteria
la récréation	recess
la récré	

**Des fournitures  
scolaires**      **School  
Supplies**

le stylo(-bille)	pen	<i>steeloh (bee)</i>
le crayon	pencil	<i>krayoh</i>
la calculatrice	calculator	
le livre	book	
le bouquin		
le cahier	notebook	<i>kie ay</i>
le papier	paper	
la feuille de papier	sheet of paper	<i>pahpeeyay</i>
le bloc-notes	(small) notepad	<i>block nut</i>
le classeur	three-ring binder	
le sac à dos	backpack	<i>sack ah doe</i>
la gomme	eraser	<i>gum</i>
le règle	ruler	<i>rehgluh</i>
le feutre	marker	

**Schools**

l'école (f)	school
le collège	high school (grades 6-9)
le lycée	high school (grades 10-12)
l'université (f) la fac(ulté)	university

**Verbs**

passer	to take a test
étudier	to study
écrire	to write
lever (la main)	to raise (your hand)

poser  
(une question) to ask (a question)  
 parler to speak  
 écouter to listen (to)  
 entendre to hear (of)  
 regarder to watch  
 déjeuner to (have) lunch

### **Describing Students**

intelligent(e) intelligent  
 stupide stupid

## **V: School Subjects**

<b>French Vocabulary • School • <a href="#">audio</a> (<a href="#">upload</a>)</b> <b>School Subjects • Les matières d'enseignement</b>			
<b>les langues</b>	<b>languages</b>	<b>les mathématiques les maths</b>	<b>mathematics</b>
l'anglais	English	l'algèbre (f)	algebra
le français	French	le calcul	calculus
l'espagnol	Spanish	la géométrie	geometry
l'allemand	German	<b>les science sociales</b>	<b>social sciences</b>
le russe	Russian	l'économie	economics
l'italien	Italian	la géographie	geography
		l'histoire (f)	history
<b>les science naturelles</b>	<b>natural sciences</b>	<b>d'autres matières</b>	<b>other subjects</b>
la biologie la bio	biology	le dessin	drawing
la chimie	chemistry	l'informatique (f)	computer science
la technologie	engineering	la littérature	literature
la physique	physics	la musique	music

[\[edit\]](#)

## **G: Passé Composé with Regular Verbs**

The passé composé is a perfect tense, and is therefore composed of an auxiliary verb and a past participle. With most verbs, that auxiliary verb is avoir.

[\[edit\]](#)

## Meaning

In English, verbs conjugated in the passé composé literally mean *have/has* \_\_\_\_\_ *ed*. While there is a simple past tense in French, it is only used in formal writing, so verbs conjugated in the passé composé can also be used to mean the English simple tense.

- For example, the passé composé form of parler (to speak), [*avoir*] parlé, literally mean *has/have spoken*, but also means *spoke*.

[\[edit\]](#)

## Basic Formation

To conjugate a verb in the passé composé, the helping verb, usually avoir, is conjugated in the present indicative and the past participle is then added.

[\[edit\]](#)

## Auxiliary Verb - Avoir

Conjugate avoir in the present indicative.

j'ai I have nous avons we have  
tu as you have vous avez you have  
il a he has ils ont they have

[\[edit\]](#)

## Past Participle

- -er verbs - replace -er with é
- -ir verbs - replace -ir with i
- -re verbs - replace -re with u

### Formation of the Past Participle

#### Verb Group Infinitive Stem Past Participle

-er verbs jouer jou joué

-ir verbs finir fin fini

-re verbs répondre répond répondu

[\[edit\]](#)

## Avoir + Past Participle

J'ai joué. I have played Nous avons joué. We have played.  
Tu as joué. You have played. Vous avez joué. You have played.  
Il a joué. He has played. Ils ont joué. They have played.

## 2.02 • Culture

---

This lesson is on the **culture of France**. The culture of France is diverse, reflecting regional differences as well as the influence of recent immigration. Also, try and reflect on how your culture is similar and different to French culture.

### G: General Verbs Review

Most verbs in French are regular -er verbs. Others are regular -ir or -re verbs or are simply irregular.

[\[edit\]](#)

#### Formation

French Grammar • Culture • <a href="#">audio</a> (upload)						
Regular Verbs • Les verbes réguliers						
	-er Verbs		-ir Verbs		-re Verbs	
Stem:	parl...		fin...		vend...	
Subject	Ending	Example	Ending	Verb	Ending	Example
<b>Je</b>	-e	parle	-is	finis	-s	vends
<b>Tu</b>	-es	parle	-is	finis	-s	vends
<b>Il</b>	-e	parle	-it	finit	-	vend
<b>Nous</b>	-ons	parlons	-issons	finissons	-ons	vendons
<b>Vous</b>	-ez	parlez	-issez	finissez	-ez	vendez
<b>Ils</b>	-e	parlent	-issent	finissent	-ent	vendent

[\[edit\]](#)

#### Irregular Verbs Ending in -er

- [aller](#)

[\[edit\]](#)

#### Common -ir Verbs

[\[edit\]](#)

## Irregular Verbs Ending in -ir

[acquérir](#) | [avoir](#) | [s'asseoir](#) | [devoir](#) | dormir | [falloir](#) | ouvrir | partir | pleuvoir | pouvoir | recevoir | [savoir](#) | servir | [venir](#) | voir | [vouloir](#)

[\[edit\]](#)

## Common -re Verbs

- attendre - to wait (for)
- répondre - to answer

[\[edit\]](#)

## Irregular Verbs Ending in -re

boire | conduire | connaître | croire | dire | écrire | [être](#) | [faire](#) | lire | mettre | prendre | rire | suivre | vivre

[\[edit\]](#)

## G: Croire & Voir

Croire is not a regular -re verb, and is conjugated irregularly.

French Verb • Culture • <a href="#">audio</a> ( <a href="#">upload</a> )						
croire • to believe						
past participle - cru						
	Singular			Plural		
<b>first person</b>	<b>je crois</b>	<i>jeuh crah</i>	I believe	<b>nous croyons</b>	<i>noo croy oh<sub>n</sub></i>	we believe
<b>second person</b>	<b>tu crois</b>	<i>too crah</i>	you believe	<b>vous croyez</b>	<i>voo croy ay</i>	you believe
<b>third person</b>	<b>il croit</b>	<i>eel crah</i>	he believes	<b>ils croient</b>	<i>eel crah</i>	they believe (masc. or mized)
	<b>elle croit</b>	<i>ell craw</i>	she believes			
	<b>on croit</b>	<i>oh<sub>n</sub> crah</i>	one believes			

Voir is not a regular -ir verb, and is conjugated irregularly.

French Verb • Culture • <a href="#">audio</a> ( <a href="#">upload</a> )						
voir • to see						
past participle - vu						
	Singular			Plural		
<b>first person</b>	<b>je vois</b>	<i>jeuh vwah</i>	I see	<b>nous voyons</b>	<i>noo vwahyoh<sub>n</sub></i>	we see
<b>second person</b>	<b>tu vois</b>	<i>too vwah</i>	you see	<b>vous voyez</b>	<i>voo voy ay</i>	you see
<b>third person</b>	<b>il voit</b>	<i>eel vwah</i>	he sees	<b>ils voient</b>	<i>eel vwah</i>	they see (masc. or mized)
	<b>elle voit</b>	<i>ell vwah</i>	she sees			

	<b>on voit</b>	<i>oh<sub>n</sub> vwah</i>	one sees	<b>elles voient</b>	<i>ell vwah</i>	they see (fem.)
--	----------------	----------------------------	----------	---------------------	-----------------	-----------------

[\[edit\]](#)

## V: Religion

la religion	religion
le musulman	Muslim
Chrétien	Christian
L'Islam	Islam
l'athée (m.)	athiest
Le Père noël	Santa Clause
le 14 juillet	Bastille Day

[\[edit\]](#)

## V: Birthday

birthday                      l'anniversaire (f)

How old are you?      Tu as quel âge?

I am \_\_\_\_ years old.      \*J'ai \_\_\_\_ ans.

lit: I have \_\_\_\_ years.

cake                          le gâteau

gift                            le cadeau

to invite                      inviter

[\[edit\]](#)

## V: Marriage

[\[edit\]](#)

## V: Holidays

Les jours fériés

New Year's Day	le Nouvel An
Labor Day	La Fête du Travail
Memorial Day ; Armistice Day	l'Armistice
Independance Day	la Fête Nationale
Christmas Eve	le Reveillon

Christmas ; Yule

Noel

[\[edit\]](#)

## **V: Bastille Day and Parades**

[\[edit\]](#)

## **V: Islamic Holidays**

## 2.03 • Shopping

### V: Shopping

French Vocabulary • Shopping • <a href="#">audio</a> ( <a href="#">upload</a> )			
Shopping • Les achats			
To Go Shopping		Buying Goods	
faire des courses faire du shopping	to go shopping	le(la) vendeur(euse)	salesperson
faire du lèche-vitrine	to go window shopping	en solde	on sale
porter	to wear, to carry	la vitrine	display window
acheter	to buy	le prix	price
payer	to pay	(plis/moins) cher(ère)	(more/less) expensive
vendre	to sell		
General Goods Stores		Foods Stores	
le magasin	shop; store	le supermarché	supermarket
la centre commercial	mall	le hypermarché	hypermarket; big supermarket
le grand magasin	department store	la boucherie	butcher shop <sup>1</sup>
le rayon	department	la boulangerie	bakery <sup>2</sup>
la boutique	small store	le dépôt de pain	a place that sells bread <sup>2</sup>
la pharmacie	pharmacy; chemist	la charcuterie	delicatessen <sup>3</sup>
le marché	outdoor market	la crèmerie	dairy store
		la pâtisserie	pastry shop
		la poissonnerie	seafood store
		l'épicerie (f)	grocery <sup>4</sup>

1. French butchers do not sell pork, pork products, nor horsemeat. For these products, go to a *charcuterie*.
2. In France, bakeries only sell fresh bread. Places where they sell bread that is not fresh are called *dépôt de pain*.
3. '*Charcuteries*' sell things besides pork products, including pâte, salami, cold meats, salads, quiches and pizzas.
4. An alternative to an '*épicerie*' is an *alimentation générale* (a general foodstore).



[\[edit\]](#)

## G: Object Pronouns Review

[\[edit\]](#)

### Direct Objects

While the subject of a sentence initiates an action (the verb), the direct object is the one that is affected by the action. A direct object pronoun is used to refer to the direct object of a previous sentence:

Pierre voit **le cambrioleur**. Pierre sees **the burglar**.

Pierre **le** voit. Pierre sees **him**.

The following table shows the various types of direct object pronouns:

<b>French</b>	me, m' te, t' le, l' la, l' nous vous les
<b>English</b>	me <sup>1</sup> you <sup>1</sup> <sup>him,</sup> it her, it us <sup>1</sup> you <sup>1</sup> them

Notes:

- <sup>1</sup> *me, te, nous*, and *vous* are also used as indirect objects to mean *to me, to you, to us*, and *to you* respectively.
- The pronoun form with an apostrophe is used before a vowel.
- The direct object pronoun for *nous* and *vous* is the same as the subject.
- When the direct object comes before a verb in a perfect tense, a tense that uses a past participle, the direct object must agree in gender and plurality with the past participle. For example, in the phrase *Je les ai eus*, or *I had them*, the past participle would be spelled *eus* if the direct object, *les*, was referring to a masculine object, and *eues* if *les* is referring to a feminine object.

[\[edit\]](#)

### Indirect Objects

An indirect object is an object that would be asked for with *To whom...?* or *From whom...?*. It is called indirect because it occurs usually together with a direct object which is affected directly by the action:

Il donne du pain à **Pierre**. The man gives some bread **to Pierre**.

Il **lui** donne du pain. He gives bread **to him**.

The following table shows the various types of direct object pronouns:

<b>French</b>	me, m' te, t' lui nous vous leur
<b>English</b>	to me <sup>1</sup> to you <sup>1</sup> <sup>to him, to</sup> her to us <sup>1</sup> to you <sup>1</sup> to them

Notes:

- <sup>1</sup> *me, te, nous*, and *vous* are also used as direct objects to mean *me, you, us*, and *you* respectively.
- The pronoun form with an apostrophe is used before a vowel.

- The direct object pronoun for nous and vous is the same as the subject.
- The indirect object pronouns do **not** agree with the past participle like the direct object pronouns do. When *me, te, nous,* and *vous* are used in a perfect tense, the writer must decide whether they are used as direct or indirect object pronouns. This is done by looking at the verb and seeing what type of action is being performed.

The bread *is given* by the man (direct). Pierre *gets the given* apple (indirect).

[\[edit\]](#)

## G: -exer Verbs

-exer are regular -er verbs, but also are stem changing. The stem change applies to all forms except *nous* and *vous*. The stem change involves adding a grave accent ( ` ) over the *e* in the stem.

[\[edit\]](#)

### Formation

French Verb • Shopping • <a href="#">audio</a> ( <a href="#">upload</a> )						
acheter • to buy						
past participle - acheté						
	Singular			Plural		
<b>first person</b>	<b>j' achète</b>	<i>jzah shet</i>	I buy	<b>nous achetons</b>	<i>noozashtoh<sub>n</sub></i>	we buy
<b>second person</b>	<b>tu achètes</b>	<i>too ahshet</i>	you buy	<b>vous achetez</b>	<i>voozahshtay</i>	you buy
<b>third person</b>	<b>il achète</b>	<i>eel ahshet</i>	he buys	<b>ils achètent</b>	<i>eel ahshet</i>	they buy (masc. or mized)
	<b>elle achète</b>	<i>ell ahshet</i>	she buys			
	<b>on achète</b>	<i>oh<sub>n</sub> ahshet</i>	one buys			

[\[edit\]](#)

### Other -exer Verbs

- peser - to weigh
- mener - to carry out
- emmener - to take along
- amener - to bring
- surmener - to overwork
- lever - to raise
- soulever - to raise

[\[edit\]](#)

## V: Clothing

French Vocabulary • Shopping • <a href="#">audio</a> (upload)			
Clothing • Habillement			
les vêtements habillés - dress clothes		les vêtements sport - casual clothes	
la chemise	button down shirt	la casquestte	cap
la cravate	tie	le tee-shirt	t-shirt
le pantalon	pants	le polo	polo shirt
le complet	suit	le pull(over)	a sweater
le manteau	coat	le sweat-shirt	sweatshirt
le tailleur	women's suit	le blouson la veste	jacket
la robe	dress	le jean	jeans
le jchemisier	blouse	les chaussettes	socks
la jupe	skirt		

[\[edit\]](#)

## G: -yer verbs

-yer verbs are regular -er verbs. However, when *y* is part of the last syllable, it changes to *i* in order to keep the *ay* sound. In the present indicative of -yer verbs, this affects all forms except *nous* and *vous*.

[\[edit\]](#)

### Payer

The verb *payer* translates to *to pay*.

[\[edit\]](#)

### Formation

In the present indicative, *payer* (and all other -yer verbs) is conjugated as follows:

French Verb • Shopping • <a href="#">audio</a> (upload)						
payer • to pay						
	Singular			Plural		
<b>first person</b>	<b>je paie</b>	<i>jeuh pay</i>	I pay	<b>nous payons</b>	<i>new pay oh<sub>n</sub></i>	we pay
<b>second person</b>	<b>tu paies</b>	<i>too pay</i>	you pay	<b>vous payez</b>	<i>voo pay yay</i>	you pay
<b>third person</b>	<b>il paie</b>	<i>eel pay</i>	he pays	<b>ils paient or ils payent</b>	<i>eel pay</i>	they pay (masc. or mized)
	<b>elle paie</b>	<i>ell pay</i>	she pays			

	<b>on paie</b>	<i>oh<sub>n</sub> pay</i>	one pays	<b>elles paient or elles payent</b>	<i>ell pay</i>	they pay (fem.)
--	----------------	---------------------------	----------	---	----------------	-----------------

[\[edit\]](#)

## Other -yer Verbs

- appuyer - to support
- employer - to employ
- essayer - to try
- essuyer - to wipe
- nettoyer - to clean
- tutoyer - to address as *tu*, to call someone informally

[\[edit\]](#)

## V: Shoes

)les chaussures	shoes
la paire de chaussures	pair of shoes
les baskets	basketball shoes
les tennis	tennis shoes
les sandales	sandals

[\[edit\]](#)

## G: Irregular Past Participles

Many of the verbs you have learned so far have irregular past participles.

- avoir - eu
- croire - cru
- être - été
- faire - fait
- voir - vu

[\[edit\]](#)

## V: Practise Conversations

Let's practise some of these words and verbs in some everyday shopping talk:

### 1. À la boulangerie (At the bakery)

Bernard (le boulanger) : *Bonjour madame*

Camille (la cliente) : *Bonjour monsieur*

Bernard : *Qu'est-ce que vous voulez ?*

Camille : *Je voudrais **acheter** une baguette, s'il vous plaît*

Bernard : *C'est tout ?*

Camille : *Non, je voudrais deux croissants aussi*

Bernard : *Très bien - ça fait deux euros, s'il vous plaît*

Camille : *Merci beaucoup*

Useful vocabulary here:

"Qu'est-ce que vous voulez ?" - What would you like?

"Je voudrais..." - I would like . . .

"C'est tout ?" - Is that all?

"Ça fait deux euros" - That'll be two euros

Remember your verb - **acheter** (to buy).

Note of a frenchman :

"Qu'est-ce que vous voulez ?" is a little abrupt. We use mostly "Que voulez-vous ?" or "Que désirez-vous ?".

Same for "C'est tout ?", we use most of the time "Ce sera tout ?" (future tense) or "Et avec ceci ?" (and with this?).

## **2. Au marché (At the market)**

Marie (la marchande) : *Bonjour monsieur*

Clément (le client) : *Bonjour madame*

Clément : *Qu'est-ce que vous avez à **vendre** ?*

Marie : *J'ai un grand choix de fruits et légumes*

Clément : *Très bien. Est-ce que vous avez des cerises ?*

Marie : *Oui... elles coûtent deux euros le kilo*

Clément : *Bon, je voudrais trois kilos, s'il vous plaît*

Marie : *Très bien, monsieur. Alors, pour trois kilos il faut **payer** six euros, s'il vous plaît.*

Useful vocabulary here:

"Qu'est-ce que vous avez... ?" - What do you have?

"Un grand choix" - A large range

"Des cerises" - Some cherries

"Elles coûtent deux euros le kilo" - They (feminine) cost two euros per kilo

"Il faut" - One must/You need to

Remember your verbs - **vendre** (to sell) and **payer** (to pay).

## 2.04 • Going Out

---

### G: À and De

The preposition *à* can indicate a destination, a location, a characteristic, measurement, a point in time, purpose, and several other things which will be covered later.

When *le* follows *à*, the *à* and *le* combine into *au*. Similarly, *à* and *les* combine into *aux*.

The preposition *de* can indicate an origin, contents, possession, cause, manner, and several other things which will be covered later.

When *le* follows *de*, the *de* and *le* combine into *du*. Similarly, *de* and *les* combine into *des*.

[\[edit\]](#)

### V: Leisure Activities

Les loisirs

le cinéma	cinema
la musique	music
le baladeur	walkman
une sortie	going out
un spectacle	a show
le théâtre	the theater
le repos	rest
le vacancier	a vacationer
la danse	dance
allumer/éteindre	to turn on/turn off
la télévision	television
le(la) téléspectateur(trice)	television viewer
le sport	sport

[\[edit\]](#)

## G: Partir & Sortir

French Verb • Going out • <a href="#">audio</a> (upload) partir • to leave						
past participle - parti(e)(s)						
	Singular			Plural		
first person	<b>je pars</b>	<i>jeuh pahr</i>	I leave	<b>nous partons</b>	<i>noo partoh<sub>n</sub></i>	we leave
second person	<b>tu pars</b>	<i>too par</i>	you leave	<b>vous partez</b>	<i>voo pahrnay</i>	you leave
third person	<b>il part</b>	<i>eel pahr</i>	he leaves	<b>ils partent</b>	<i>eel part</i>	they leave (masc. or mized)
	<b>elle part</b>	<i>ell pahr</i>	she leaves			
	<b>on part</b>	<i>oh<sub>n</sub> pahr</i>	one leaves	<b>elles partent</b>	<i>ell part</i>	they leave (fem.)

French Verb • Going out • <a href="#">audio</a> (upload) sortir • to go out, to take out						
past participle - sorti(e)(s)						
	Singular			Plural		
first person	<b>je sors</b>	<i>jeuh sore</i>	I go out	<b>nous sortons</b>	<i>noo sortoh<sub>n</sub></i>	we go out
second person	<b>tu sors</b>	<i>too sore</i>	you go out	<b>vous sortez</b>	<i>voo sortay</i>	you go out
third person	<b>il sort</b>	<i>eel sore</i>	he goes out	<b>ils sortent</b>	<i>eel sort</i>	they go out (masc. or mized)
	<b>elle sort</b>	<i>ell sore</i>	she goes out			
	<b>on sort</b>	<i>oh<sub>n</sub> sore</i>	one goes out	<b>elles sortent</b>	<i>ell sort</i>	they go out (fem.)

Some other verbs use sortir and partir as stems.

- repartir - to set out again
- répartir - to distribute

[\[edit\]](#)

## G: -enir verbs

- -enir verbs are irregularly conjugated (they does not count as regular -ir verbs).

[\[edit\]](#)

### Venir

- The most common -enir verb is *venir*.
- The verb *venir* is translated to *to come*.
- When it means *to come from*, *venir* is used with the preposition *de*.
  - *Nous venons du stade.*
- You can also use *venir* with a verb to state that you have recently accomplished an action. **\*\*Je viens de finir mes devoirs** (I've just finished my homework).

[\[edit\]](#)

## Formation

In the present indicative, venir (and all other -enir verbs) is conjugated as follows:

French Verb • Going out • <a href="#">audio</a> ( <a href="#">upload</a> )						
venir • to come						
past participle - venu(e)(s)						
	Singular			Plural		
<b>first person</b>	<b>je viens</b>	<i>jeuh vee ehn</i>	I come	<b>nous venons</b>	<i>noo venn oh<sub>n</sub></i>	we come
<b>second person</b>	<b>tu viens</b>	<i>too vee ehn</i>	you come	<b>vous venez</b>	<i>voo vennay</i>	you come
<b>third person</b>	<b>il vient</b>	<i>eel vee ehn</i>	he comes	<b>ils viennent</b>	<i>eel vee ehn</i>	they come (masc. or mized)
	<b>elle vient</b>	<i>ell vee ehn</i>	she comes			
	<b>on vient</b>	<i>oh<sub>n</sub> vee ehn</i>	one comes			

[\[edit\]](#)

## Other -enir Verbs

- revenir - to come back, to return
- devenir - to become
  
- appartenir - to belong
- contenir - to contain
- détenir - to keep, to detain
- retenir - to retain
- se souvenir - to remember
- soutenir - to support
- tenir - to hold

[\[edit\]](#)

## -éxer Verbs

-éxer verbs are regular -er verbs, but are also stem changing.

[\[edit\]](#)

## Formation

French Verb • Going out • <a href="#">audio</a> ( <a href="#">upload</a> )	
suggérer • to suggest	
past participle - suggéré	



	Singular			Plural		
<b>first person</b>	<b>je suggère</b>	<i>jeuh soo zjair</i>	I suggest	<b>nous suggérons</b>	<i>noo soo zjairoh<sub>n</sub></i>	we suggest
<b>second person</b>	<b>tu suggères</b>	<i>too soo zjair</i>	you suggest	<b>vous suggérez</b>	<i>voo soo zjairay</i>	you suggest
<b>third person</b>	<b>il suggère</b>	<i>eel soo zjair</i>	he suggests	<b>ils suggèrent</b>	<i>eel soo zjair</i>	they suggest (masc. or mized)
	<b>elle suggère</b>	<i>ell soo zjair</i>	she suggests			
	<b>on suggère</b>	<i>oh<sub>n</sub> soo zjair</i>	one suggests			

[\[edit\]](#)

## Other -éxer Verbs

- accélérer - to accelerate
- célébrer - to celebrate
- espérer - to hope
- oblitérer - to obliterate
- préférer - to prefer
- sécher - to dry

## 2.05 • Transportation

---

### G: -uire Verbs

-uire verbs are conjugated irregularly.

[\[edit\]](#)

#### Formation

French Verb • Transportation • <a href="#">audio</a> ( <a href="#">upload</a> )						
conduire • to drive						
past participle: conduit						
	Singular			Plural		
first person	<b>je conduis</b>	<i>jeuh cohndwee</i>	I drive	<b>nous conduisons</b>	<i>noo cohndweezoh<sub>n</sub></i>	we drive
second person	<b>tu conduis</b>	<i>too cohndwee</i>	you drive	<b>vous conduisez</b>	<i>voo cohndweezay</i>	you drive
third person	<b>il conduit</b>	<i>eel cohndwee</i>	he drives	<b>ils conduisent</b>	<i>eel cohndweez</i>	they drive (masc. or mized)
	<b>elle conduit</b>	<i>ell cohndwee</i>	she drives			
	<b>on conduit</b>	<i>oh<sub>n</sub> cohndwee</i>	one drives			

[\[edit\]](#)

#### Other -uire Verbs

- produire - to produce

[\[edit\]](#)

### V: Driving

ouvrir to open

fermer to close

[\[edit\]](#)

## G: -rir Verbs

These verbs are conjugated irregularly, following the -er conjugation scheme. A common -rir verb is ouvrir.

[\[edit\]](#)

### Formation

- j'ouvre
- tu ouvres
- il ouvre
- nous ouvrons
- vous ouvrez
- ils ouvrent
- past participle: ouvert

[\[edit\]](#)

### Other Standard -rir verbs

In past participle form, -rir is replaced with -ert for these verbs.

- couvrir - to cover
- découvrir - to discover
- offrir - to offer
- souffrir - to suffer

[\[edit\]](#)

### -rir Verb Exceptions

[\[edit\]](#)

#### Courir - To Run

- je cours
- tu cours
- il court
- nous courons
- vous courez
- ils courent
- past participle: couru

[\[edit\]](#)

#### Mourir - To Die

- je meurs

- tu meurs
- il meurt
- nous mourons
- vous mourez
- ils meurent
- past participle: mort(e)(s)<sup>1</sup>

<sup>1</sup>Mourir is the only -rir verb that takes être as its helping verb in perfect tenses (and therefore agrees with the subject as a past participle in a perfect tense).

[\[edit\]](#)

### Acquérir - To Acquire

- j'acquiers
- tu acquiers
- il acquiert
- nous acquérons
- vous acquérez
- ils acquièrent
- past participle: acquis

[\[edit\]](#)

## V: Traffic Signs and Laws

[\[edit\]](#)

## G: Passé Composé with Être

Most verbs form the *passé composé* with *avoir*, however there are a small number of verbs that are always conjugated with *être*.

[\[edit\]](#)

### List of Verbs

French Grammar • Transportation • <a href="#">audio (upload)</a>		
Perfect Past with Être • Passé composé avec être		
Verb	Example	
aller	Je suis allé au cinéma.	I went to the cinema.
venir	Je suis venu en France.	I came to France.
arriver	Le train est arrivé.	The train has arrived.
partir	Elle est partie travailler.	She left to go to work.
rester	Je suis resté à la maison.	I stayed home.

retourner	Il est retourné au restaurant.	He returned to the restaurant.
tomber	Je suis tombé dans la piscine.	I fell into the pool.
naître	Je suis né en octobre.	I was born in october.
mourir	Il est mort en 1917.	He died in 1917.
passer	Il est passé devant la maison.	It happened in front of the house.
monter	Je suis monté au sommet.	I climbed to the top.
descendre	Il est descendu du train.	He got out of the train.
sortir	Je suis sorti avec mes amies.	I went out with my friends.
entrer	Je suis entré dans ma chambre.	I entered my room.
rentrer	Il est rentré tôt de l'école.	He came back early from school.

The verbs that take être can be easily remembered by the acronym MRS. RD VANDERTRAMP:

M	R	S		R	D					
monté	resté	sorti		revenu	devenu					
V	A	N	D	E	R	T	R	A	M	P
venu	arrivé	né	descendu	entré	rentré	tombé	retourné	allé	mort	parti

[\[edit\]](#)

## Direct Objects

One must know that these verbs take their conjugated avoir when they are immediately followed by a direct object

- For Example:
  - Je *suis* descendu with the direct object "mes baggages"
    - becomes:
  - J'*ai* descendu mes baggages.
- Another example:
  - Je *suis* monté with the direct object "mes baggages"
    - becomes:
  - J'*ai* monté mes baggages.
- Yet another example but with ils instead of Je:
  - Ils *sont* sortis with direct object "leur passsport"
    - becomes:
  - Ils *ont* sorti leur passsport.

[\[edit\]](#)

## Subject-Past Participle Agreement

The past participles of the above verbs must agree with the the subject of a sentence in gender and plurality. Note that there is no agreement if these verbs are conjugated with avoir.

- If the subject is masculine singular, there is no change in the past participle.
- If the subject is feminine singular, an -e is added to the past participle.
- If the subject is masculine plural, an -s is added to the past participle.
- If the subject is feminine plural, an -es is added to the past participle.

J suis allé(e). Nous sommes allé(e)s.

Tu es allé(e). Vous êtes allé(e)s.

Il est allé. Ils sont allés.

Elle est allée. Elles sont allées.

[\[edit\]](#)

## V: Trains and Stations

### Taking the Train

[\[edit\]](#)

## G: The Pronoun Y

[\[edit\]](#)

### Indirect Object Pronoun - *to it, to them*

The French pronoun *y* is used to replace an object of a prepositional phrase introduced by *à*.

- Je réponds à les questions. - J' y réponds.
- I respond to the questions. - I respond to them.

Note that *lui* and *leur*, and not *y*, are used when the the object refers the a person or persons.

[\[edit\]](#)

### Replacement of Places - *there*

The French pronoun *y* replaces a prepositional phrase referring to a place that begins with any preposition except *de* (for which *en* is used).

- Les hommes vont en France. - Les hommes y vont.
- The men go to France - The men go there.

Note that *en*, and not *y* is used when the object is of the preposition *de*.

[\[edit\]](#)

### Idioms

- Ça y est! - It's Done!
- J'y suis! - I get it!

[\[edit\]](#)

# **V: Taking a Taxi**

## **Taking a Taxi**

## 2.06 • Everyday Life

---

### V: Sleep

[\[edit\]](#)

### G: Dormir

French Verb • Everyday life • <a href="#">audio</a> ( <a href="#">upload</a> )						
dormir • to sleep						
past participle: dormi						
	Singular			Plural		
first person	<b>je dors</b>	<i>jeuh door</i>	I sleep	<b>nous dormons</b>	<i>noo doormoh<sub>n</sub></i>	we sleep
second person	<b>tu dors</b>	<i>too door</i>	you sleep	<b>vous dormez</b>	<i>voo doormay</i>	you sleep
third person	<b>il dort</b>	<i>eel door</i>	he sleeps	<b>ils dorment</b>	<i>eel dorm</i>	they sleep (masc. or mized)
	<b>elle dort</b>	<i>ell door</i>	she sleeps			
	<b>on dort</b>	<i>oh<sub>n</sub> door</i>	one sleeps	<b>elles dorment</b>	<i>ell dorm</i>	they sleep (fem.)

[\[edit\]](#)

### V: Waking up and Getting Yourself Ready

[\[edit\]](#)

### G: Pronominal Verbs

Pronominal verbs are verbs that, put simply, include pronouns. These pronouns are *me*, *te*, *se*, *nous*, and *vous* and are used as either direct objects or indirect objects, depending on the verb that they modify. There are three types of pronominal verbs: reflexive verbs, reciprocal verbs, and naturally pronominal verbs.

[\[edit\]](#)

#### Reflexive Verbs

Reflexive verbs reflect the action on the subject.



- Je *me* lave. - I was *myself*.
- Nous *nous* lavons. - We wash *ourselves*.
- Ils *se* lavent. - They wash *themselves*.

Reflexive verbs can also be used as infinitives.

- Je vais me laver. - I'm going to wash myself.
- Je vais ne pas me laver. - I'm going to not wash myself.

[\[edit\]](#)

## Reciprocal Verbs

With reciprocal verbs, people perform actions to each other.

- Nous nous aimons. - We like each other.

[\[edit\]](#)

## Naturally Pronominal Verbs

Some verbs are pronominal without performing a reflexive or reciprocal action. Tu te souviens? - You remember?

[\[edit\]](#)

## V: Going to Work

[\[edit\]](#)

## V: At Work

[\[edit\]](#)

## G: Devoir

French Verb • Everyday life • <a href="#">audio</a> ( <a href="#">upload</a> )						
devoir • to have to, to owe						
past participle: dû						
	Singular			Plural		
<b>first person</b>	<b>je dois</b>	<i>jeuh dwah</i>	I have to	<b>nous devons</b>	<i>noo dehvoh<sub>n</sub></i>	we have to
<b>second person</b>	<b>tu dois</b>	<i>too dwah</i>	you have to	<b>vous devez</b>	<i>voo dehvay</i>	you have to
<b>third person</b>	<b>il doit</b>	<i>eel dwah</i>	he has to	<b>ils doivent</b>	<i>eel dwahve</i>	they have to (masc. or mized)
	<b>elle doit</b>	<i>ell dwah</i>	she has to			
	<b>on doit</b>	<i>oh<sub>n</sub> dwah</i>	one has to	<b>elles doivent</b>	<i>ell dwahve</i>	they have to (fem.)

[\[edit\]](#)

## G: Falloir

- falloir - to be necessary
- il faut - it is necessary
- il a fallu - it was necessary (passé composé)
- il fallait - it was necessary (imparfait)
- il faudra - it will be necessary
- il faudrait - it would be necessary

The verb *falloir* differs from similar verbs such as *avoir besoin de [faire quelque chose]* (to need [to do something]) and *devoir* (must, duty, owe). *Falloir* is always used with the impersonal *il* only in the 3rd person singular, whereas *devoir* can be used with all subject pronouns in all tenses.

*Falloir* expresses **general necessities**, such as "To live, one must eat" or "To speak French well, one must conjugate verbs correctly."

*Devoir* expresses more personally **what someone must do**; "I want to pass my French test, so I must study verb conjugations."

*Avoir besoin de [faire quelque chose]* expresses **need**; "I need to study for my test, it's tomorrow".

## 2.07 • Rural Life

### G: Suivre

French Verb • Rural life • <a href="#">audio</a> ( <a href="#">upload</a> )						
suivre • to follow						
past participle: suivi						
	Singular			Plural		
first person	je suis	<i>jeuh swee</i>	I follow	nous suivons	<i>noo sweevoh<sub>n</sub></i>	we follow
second person	tu suis	<i>too swee</i>	you follow	vous suivez	<i>voo sweevay</i>	you follow
third person	il suit	<i>eel dee</i>	he follows	ils suivent	<i>eel sweeve</i>	they follow (masc. or mized)
	elle suit	<i>ell swee</i>	she follows			
	on suit	<i>oh<sub>n</sub> swee</i>	one follows	elles suivent	<i>ell sweeve</i>	they follow (fem.)

[\[edit\]](#)

### G: Vivre

French Verb • Rural life • <a href="#">audio</a> ( <a href="#">upload</a> )						
vivre • to live						
past participle: vécu [ <i>vaycoo</i> ]						
	Singular			Plural		
first person	je vis	<i>jeuh vee</i>	I live	nous vivons	<i>noo veevoh<sub>n</sub></i>	we live
second person	tu vis	<i>too vee</i>	you live	vous vivez	<i>voo veevay</i>	you live
third person	il vit	<i>eel vee</i>	he lives	ils vivent	<i>eel veeve</i>	they live (masc. or mized)
	elle vit	<i>ell vee</i>	she lives			
	on vit	<i>oh<sub>n</sub> vee</i>	one lives	elles vivent	<i>ell veeve</i>	they live (fem.)

[\[edit\]](#)

### G: Naître

French Verb • Rural life • <a href="#">audio</a> ( <a href="#">upload</a> )	
naître • to be born	

past participle: né(e)s) <sup>1</sup>						
	Singular			Plural		
<b>first person</b>	<b>je nais</b>	<i>jeuh nay</i>	I am born	<b>nous naissons</b>	<i>noo nehssoh<sub>n</sub></i>	we are born
<b>second person</b>	<b>tu nais</b>	<i>too nay</i>	you are born	<b>vous naissez</b>	<i>voo nehssay</i>	you are born
<b>third person</b>	<b>il naît</b>	<i>eel nay</i>	he is born	<b>ils naissent</b>	<i>eel nesse</i>	they are born (masc. or mized)
	<b>elle naît</b>	<i>ell nay</i>	she is born			
	<b>on naît</b>	<i>oh<sub>n</sub> nay</i>	one is born			

<sup>1</sup> Naître is the only -âtre verb that takes être as its helping verb (and therefore agrees with the subject as a past participle in perfect tenses).

[\[edit\]](#)

## G: Reflexive Verbs with Perfect Tenses

When pronominal verbs are conjugated in perfect tenses, être is used as the auxiliary verb.

[\[edit\]](#)

### Reflexive Verbs

In perfect tenses, the past participles agree with the direct object pronoun, but not the indirect object pronoun, in gender and plurality. Therefore it would only agree when the reflexive pronoun is the direct object. Also remember that the past participle does not agree with the direct object if it goes after the verb.

- Elle s'est lavée. - She was herself.
- Nous nous sommes lavé(e)s. - We wash ourselves.
- Elle s'est lavé les mains. - She washed her hands.
- Nous nous sommes lavé les mains. - We washed our hands.

[\[edit\]](#)

### Reciprocal Verbs

- Like reflexive verbs, the past participle of reciprocal verbs agrees in number and gender with the direct object if it goes before the verb. It therefore agrees with all reciprocal pronouns that function as direct objects.
- Nous nous sommes aimé(e)s. - We liked each other.

The reciprocal pronoun can also function as an indirect object without a direct object pronoun.

- Nous nous sommes parlé. - We spoke to each other.
- Elles se sont téléphoné. - They called to one another.
- Vous vous êtes écrit souvent? - You write to each other often?

[\[edit\]](#)

## Naturally Pronominal Verbs

- In perfect tenses, these verbs agree with the direct object if it goes before the verb. Otherwise, the past participle agrees with the subject.
- Elle s'est souvenue. - She remembered.
- Le chien se couche. - The dog lies down.

Note that *assis(e)(es)*, the past participle of *s'asseoir* (to sit), does not change in the masculine plural form.

## 2.08 • Food and Drink

---

### G: -ger Verbs

-ger verbs are regular -er verbs that are also stem changing. The most common -ger verb is manger. For *manger* and all other regular -ger verbs, the stem change is adding an *e* after the *g*. This only applies in the nous form. In this case, the change is made to preserve the soft *g* pronunciation rather than the hard *g* that would be present if the *e* were not included.

[\[edit\]](#)

### Formation

French Verb • Food and drink • <a href="#">audio</a> ( <a href="#">upload</a> )						
manger • to eat						
past participle - mangé						
	Singular			Plural		
<b>first person</b>	<b>je mange</b>	<i>jeuh mahnge</i>	I eat	<b>nous mangeons</b>	<i>noo vmahnge oh<sub>n</sub></i>	we eat
<b>second person</b>	<b>tu manges</b>	<i>too mahnge</i>	you eat	<b>vous mangez</b>	<i>voo mahngay</i>	you eat
<b>third person</b>	<b>il mange</b>	<i>eel mahnge</i>	he eats	<b>ils mangent</b>	<i>eel mahnge</i>	they eat (masc. or mized)
	<b>elle mange</b>	<i>ell mahnge</i>	she eats			
	<b>on mange</b>	<i>oh<sub>n</sub> mahnge</i>	one eats			

[\[edit\]](#)

### Other -ger Verbs

- changer - to change
- exiger - to require
- nager - to swim
- soulager - to relieve
- voyager - to travel

[\[edit\]](#)

# V: Food

French Vocabulary • Food and drink • <a href="#">audio</a> ( <a href="#">upload</a> )			
Food • La nourriture			
les fruits - fruits		les légumes - vegetables	
la banane	banana	la carotte	carrot
la cerise	cherry	les épinards	spinach
le citron	lemon	l'oignon (m)	onion
la fraise	strawberry	les petits pois	peas
l'orange (f)	orange	la pomme de terre	potato
la pomme	apple	la tomate	tomato
le raisin	grape		
la viande - meat		les fruits de mer (m pl) - shellfish, seafood	
l'agneau (m)	lamb	La coquille Saint-Jacques(f)	scallop
la dinde	turkey	le crabe	crab
le jambon	ham		
le porc	pork	le poisson - fish	
le poulet	chicken	les anchois (m pl)	anchovies
le boeuf	beef	le saumon	salmon
la saucisse	sausage	l'anguille (f)	eel
les produits laitiers - dairy products		Other Foods	
le beurre	butter	le croissant	crescent roll
le fromage	cheese	les frites	"French fries"
le lait	milk	la crêpe	crepe
le yaourt/le yoghurt	yogurt	la mayonnaise	mayonnaise
le dessert - dessert		la moutarde	mustard
le bonbon	candy	le pain	bread
le chocolat	chocolate	le beurre	butter
le gâteau	cake	la tartine du pain beurré	slice of buttered bread
la glace	ice cream	le poivre	pepper
la mousse	mousse	le riz	rice
la tarte (aux pommes)	(apple) pie	le sel	salt
la glace (au chocolat)	(chocolate) ice cream	le sucre	sugar
la glace (à la vanille)	(vanilla) ice cream	la confiture	jam

[\[edit\]](#)

## G: Boire

The verb *boire* is translated to *to drink*. It is irregularly conjugated (it does not count as a regular -re verb) as follows:

French Verb • Food and drink • <a href="#">audio</a> ( <a href="#">upload</a> )						
boire • to drink						
past participle - bu						
	Singular			Plural		
<b>first person</b>	<b>je bois</b>	<i>jeuh bwah</i>	I drink	<b>nous buvons</b>	<i>noo boovoh<sub>n</sub></i>	we drink
<b>second person</b>	<b>tu bois</b>	<i>too bwah</i>	you drink	<b>vous buvez</b>	<i>voo boovay</i>	you drink
<b>third person</b>	<b>il boit</b>	<i>eel bwah</i>	he drinks	<b>ils boivent</b>	<i>eel bwahve</i>	they drink (masc. or mized)
	<b>elle boit</b>	<i>ell bwah</i>	she drinks			
	<b>on boit</b>	<i>ohn bwah</i>	one drinks	<b>elles boivent</b>	<i>ell bwahve</i>	they drink (fem.)

[\[edit\]](#)

## V: Drinks

### les boissons - drinks

la bière	beer
le café	coffee
le chocolat chaud	hot chocolate
le coca	soda
la limonade	lemon soda
le citron pressé	lemonade
l'eau (f)	water
le jus	juice
le jus d'orange	orange juice
le jus de pomme	apple juice
le jus de raisin	grape juice
le jus de tomate	tomato juice
le thé	tea
le vin	wine

[\[edit\]](#)

## G: Partitive Article

The partitive article *de* indicates, among other things, the word *some*. As learnt earlier, *de* and *le* contract (combine) into *du*, as *de* and *les* contract into *des*. Also, instead of *du* or *de la*, *de l'* is used in front of vowels.



When speaking about food, the partitive article is used at some times while the definite article (*le, la, les*) is used at other times, and the indefinite article (*un, une*) in yet another set of situations.

When speaking about preferences, use the definite article:

J'aime <i>la</i> glace.	I like ice cream.
Nous préférons <i>le</i> steak.	We prefer steak.
Vous aimez <i>les</i> frites	You like French fries.

When speaking about eating or drinking an item, there are specific situations for the use of each article.

<b>Def. art.</b>	<b>specific/whole items</b>
J'ai mangé <i>la</i> tarte.	I ate the (whole) pie.
<b>Ind. art.</b>	<b>known quantity</b>
J'ai mangé <i>une</i> tarte.	I ate a pie.
<b>Part. art.</b>	<b>unknown quantity</b>
J'ai mangé <i>de la</i> tarte.	I ate some pie.

In the negative construction, certain rules apply. As one has learnt in a previous lesson, *un* or *une* changes to *de* (meaning, in this context, any) in a negative construction. Similarly, *du, de la, or des* change to *de* in negative constructions.

Nous avons mangé <i>une</i> tarte.	We ate a pie.
Nous n'avons pas mangé <i>de</i> tarte.	We did not eat a pie/ We did not eat any pie.
Nous avons mangé <i>de la</i> tarte.	We ate some pie.
Nous n'avons pas mangé <i>de</i> tarte.	We did not eat some pie/ We did not eat any pie.

Note : Now you should understand better how that "Quoi de neuf?"(what's new?) encountered in the very first lesson was constructed... "Quoi de plus beau?!" (what is there prettier?)

[\[edit\]](#)

## G: En

Note how we say *Je veux du pain* to say 'I want some bread' ? But what happens when we want to say 'I want some' without specifying what we want? In these cases, we use the pronoun 'en'. As well, 'en' can mean 'of it' when 'it' is not specified. For instance, instead of saying *J'ai besoin de l'argent*, if the idea of money has already been raised, we can just say 'J'en ai besoin'. This is because what *en* does is replace *du, de la or des* when there is nothing after it.

Like with 'me', 'te' and other pronouns, *en* (meaning 'some') comes before the verb.

Tu joues du piano? Non, je n'en joue pas	Do you play piano? No, I don't play it.
Vous prenez du poisson? Oui, j'en prends.	Are you having fish? Yes, I'm having some.
Vous avez commandé de l'eau? Oui, nous en avons commandé.	Did you order some water? Yes, we ordered some.

For more detailed information, see [French Pronouns](#)

[\[edit\]](#)

## G: Mettre

[\[edit\]](#)

### Formation

French Verb • Food and drink • <a href="#">audio</a> ( <a href="#">upload</a> )						
mettre • to put						
past participle - mis						
	Singular			Plural		
<b>first person</b>	<b>je mets</b>	<i>jeuh may</i>	I put	<b>nous mettons</b>	<i>noo mettoh<sub>n</sub></i>	we put
<b>second person</b>	<b>tu mets</b>	<i>too may</i>	you put	<b>vous mettez</b>	<i>voo mettay</i>	you put
<b>third person</b>	<b>il met</b>	<i>eel may</i>	he puts	<b>ils mettent</b>	<i>eel met</i>	they put (masc. or mized)
	<b>elle met</b>	<i>ell may</i>	she puts			
	<b>on met</b>	<i>oh<sub>n</sub> may</i>	one puts	<b>elles mettent</b>	<i>ell met</i>	they put (fem.)

[\[edit\]](#)

### Related Words

- mettre - to put on, to turn on, to place
- permettre - to allow
- remettre - to put back
- remettre en place - to set back into place
- soumettre - to submit
- se remettre - to recover from an illness
- se remettre en route - to get back on the road

[\[edit\]](#)

### Idioms and Related Expressions

- mettre au jour - to bring to light
- mettre de l'argent de coté - to put money aside
- mettre fin à - to put an end to
- mettre la main à la pâte - to pitch in
- mettre le contact - to start the car
- mettre le couvert - to set the table
- se mettre à table - to sit down to eat
- se mettre d'accord - to agree
- se mettre en forme - to get in shape

## 2.09 • Dining

### V: General Dining

French Vocabulary • Dining • <a href="#">audio (upload)</a>			
Dining • Diner			
Places		Actions and Feelings	
la cuisine	kitchen	avoir faim	to be hungry
la salle à manger	dining room	avoir soif	to be thirsty
le restaurant	restaurant	manger	to eat
Meals		boire	to drink
le repas	the meal	prendre	to take
le petit-déjeuner	breakfast	vouloir	to want
le déjeuner	lunch	mettre le couvert	to set the table
le dîner	dinner	préparer un repas	to prepare a meal
le goûter	snack		
Food Stores		Quantity	
la boucherie	butcher shop <sup>1</sup>	le gramme	gram
la boulangerie	bakery <sup>2</sup>	le kilo(gramme)	kilogram
le dépôt de pain	a place that sells bread <sup>2</sup>	le litre	liter
la charcuterie	delicatessen <sup>3</sup>	la bouteille	bottle <sup>5</sup>
l'épicerie (f)	grocery <sup>4</sup>	la boîte	can
la crémerie	dairy store	la livre	pack <sup>6</sup>
la poissonnerie	seafood store	le paquet	packet
le marché	outdoor market	le pot	pot
la pâtisserie	pastry shop		

Canadian and Belgian French has an off-by-one behaviour with meals : breakfast is called *déjeuner*, lunch is called *dîner* and dinner is *souper*.

1. French butchers do not sell pork, pork products, nor horsemeat. For these products, go to a *charcuterie*.
2. In France, bakeries only sell fresh bread. Places where they sell bread that is not fresh are called

*dépôt de pain.*

3. '*Charcuteries*' sell things besides pork products, including *pâte*, salami, cold meats, salads, quiches and pizzas.
4. An alternative to an '*épicerie*' is an *alimentation générale* (a general foodstore).
5. *-eille* is pronounced *ay*
6. Do not confuse with *le livre* (book).

[\[edit\]](#)

## G: Vouloir & Pouvoir

The verb *vouloir* is translated to *to want*. It is irregularly conjugated (it does not count as a regular -ir verb) as follows:

French Verb • Dining • <a href="#">audio</a> ( <a href="#">upload</a> )						
vouloir • to want						
past participle - voulu						
	Singular			Plural		
first person	<b>je veux</b>	<i>jeuh veuh</i>	I want	<b>nous voulons</b>	<i>noo vooloh<sub>n</sub></i>	we want
second person	<b>tu veux</b>	<i>too veuh</i>	you want	<b>vous voulez</b>	<i>voo voolay</i>	you want
third person	<b>il veut</b>	<i>eel veuh</i>	he wants	<b>ils veulent</b>	<i>eel veuhl</i>	they want (masc. or mized)
	<b>elle veut</b>	<i>ell veuh</i>	she wants			
	<b>on veut</b>	<i>oh<sub>n</sub> veuh</i>	one wants	<b>elles veulent</b>	<i>ell veuhl</i>	they want (fem.)

Pouvoir is conjugated in a similar manner:

French Verb • Dining • <a href="#">audio</a> ( <a href="#">upload</a> )						
pouvoir • to be able to						
past participle - pu						
	Singular			Plural		
first person	<b>je peux</b>	<i>jeuh peuh</i>	I can/am able to	<b>nous pouvons</b>	<i>noo poovoh<sub>n</sub></i>	we can/are able to
second person	<b>tu peux</b>	<i>too peuh</i>	you can/are able to	<b>vous pouvez</b>	<i>voo poovay</i>	you can/are able to
third person	<b>il peut</b>	<i>eel peuh</i>	he can/is able to	<b>ils peuvent</b>	<i>eel peuhve</i>	they can/are able to (masc. or mized)
	<b>elle peut</b>	<i>ell peuh</i>	she can/is able to			
	<b>on peut</b>	<i>oh<sub>n</sub> peuh</i>	one can/is able to	<b>elles peuvent</b>	<i>ell peuhve</i>	they can/are able to (fem.)

[\[edit\]](#)

## V: Dining at a Restaurant

arriver	to arrive
la table occupée	an occupied table
la table libre	a free table
trouver	to find
commander	to order
déjeuner	to eat lunch
dîner	to dine to eat dinner
désirer	to desire
le serveur	waiter
la serveuse	waitress
la carte	menu
l'addition	check
le bourboire	tip
laisser	to leave
je voudrais..	I would like...

[\[edit\]](#)

## G: Servir

French Verb • Dining • <a href="#">audio</a> ( <a href="#">upload</a> )						
servir • to serve						
past participle: servi						
	Singular			Plural		
<b>first person</b>	<b>je sers</b>	<i>jeuh sair</i>	I serve	<b>nous servons</b>	<i>noo sairvoh<sub>n</sub></i>	we serve
<b>second person</b>	<b>tu sers</b>	<i>too sair</i>	you serve	<b>vous servez</b>	<i>voo sairvay</i>	you serve
<b>third person</b>	<b>il sert</b>	<i>eel sair</i>	he serves	<b>ils servent</b>	<i>eel sairve</i>	they serve (masc. or mized)
	<b>elle sert</b>	<i>ell sair</i>	she serves			
	<b>on sert</b>	<i>oh<sub>n</sub> sair</i>	one serves	<b>elles servent</b>	<i>ell sairve</i>	they serve (fem.)

[\[edit\]](#)

## G: Prendre

Prendre is not a regular -re verb, and is conjugated differently.

[\[edit\]](#)

## Formation

French Verb • Dining • <a href="#">audio</a> ( <a href="#">upload</a> )						
prendre • to take						
	Singular			Plural		
<b>first person</b>	<b>je prends</b>	<i>jeuh prahn</i>	I take	<b>nous prenons</b>	<i>noo prenn oh<sub>n</sub></i>	we take
<b>second person</b>	<b>tu prends</b>	<i>too prahn</i>	you take	<b>vous prenez</b>	<i>voo prennay</i>	you take
<b>third person</b>	<b>il prend</b>	<i>eel prahnn</i>	he takes	<b>ils prennent</b>	<i>eel prehn</i>	they take (masc. or mized)
	<b>elle prend</b>	<i>ell prahnn</i>	she takes			
	<b>on prend</b>	<i>oh<sub>n</sub> prahnn</i>	one takes	<b>elles prennent</b>	<i>ell prehn</i>	they take (fem.)

[\[edit\]](#)

## Related Words

- prendre - to take
- apprendre - to learn
- comprendre - to comprehend/understand
- méprendre - to mistake

[\[edit\]](#)

## Idioms and Related Expressions

- prendre - to take, to have something to eat
- prendre conscience (de) - to become aware (of)
- prendre la correspondance - to change trains
- prendre une décision - to make a decision
- prendre des kilos - to gain weight
- prendre part (à) - to take part (in)
- prendre la parole - to start talking
- prendre le pas sur - to surpass
- prendre le petit déjeuner - to eat breakfast
- prendre rendez-vous - to make an appointment

[\[edit\]](#)

## V: Ordering

[\[edit\]](#)

## G: -cer Verbs

-cer verbs are regular -er verbs, but are also stem changing. The most common -cer verb is commencer.

[\[edit\]](#)

## Formation

French Verb • Dining • <a href="#">audio (upload)</a> commencer • to begin						
past participle - commencé						
	Singular			Plural		
<b>first person</b>	<b>je commence</b>	<i>jeuh coe mahnce</i>	I begin	<b>nous commençons</b>	<i>noo coe mahnsoh<sub>n</sub></i>	we begin
<b>second person</b>	<b>tu commences</b>	<i>too coe mahnce</i>	you begin	<b>vous commencez</b>	<i>voo coe mahnsay</i>	you begin
<b>third person</b>	<b>il commence</b>	<i>eel coe mahnce</i>	he begins	<b>ils commencent</b>	<i>eel coe mahnce</i>	they begin (masc. or mized)
	<b>elle commence</b>	<i>ell coe mahnce</i>	she begins			
	<b>on commence</b>	<i>oh<sub>n</sub> coe mahnce</i>	one begins			<b>elles commencent</b>

[\[edit\]](#)

## Other -cer Verbs

- effacer - to erase

[\[edit\]](#)

## V: Silverware, Etc.

le couvert	cover
l'assiette (f)	plate
le bol	bowl
la soucoupe	saucer
le couteau	knife
la cuillère	spoon
la fourchette	fork
la serviette	napkin
la nappe	tablecloth
la tasse	cup
le verre	glass

## 2.10 • Communication

---

### G: -aître Verbs

[\[edit\]](#)

#### Formation

French Verb • Communication • <a href="#">audio</a> ( <a href="#">upload</a> )						
connaître • to know (personally)						
past participle: connu						
	Singular			Plural		
first person	<b>je connais</b>	<i>jeuh cohnay</i>	I know	<b>nous connaissons</b>	<i>noo cohnehssoh<sub>n</sub></i>	we know
second person	<b>tu connais</b>	<i>too cohnay</i>	you know	<b>vous connaissez</b>	<i>voo cohnehssay</i>	you know
third person	<b>il connaît</b>	<i>eel cohnay</i>	he knows	<b>ils connaissent</b>	<i>eel cohnesse</i>	they know (masc. or mized)
	<b>elle connaît</b>	<i>ell cohnay</i>	she knows			
	<b>on connaît</b>	<i>oh<sub>n</sub> cohnay</i>	one knows	<b>elles connaissent</b>	<i>ell cohnesse</i>	they know (fem.)

[\[edit\]](#)

#### Other -aître verbs

- apparaître - to appear
- connaître - to know
- disparaître - to disappear
- naître - to be born<sup>1</sup>

<sup>1</sup>Naître has an irregular past participle (né) and takes être as its helping verb in perfect tenses.

[\[edit\]](#)

### G: Connaître & Savoir

Connaître is used to say that you know someone personally. Savoir is used to say that you know



someone by reputation or that you know a fact or piece of information.

French Verb • Communication • <a href="#">audio</a> (upload)						
savoir • to know (as a fact)						
past participle: su						
	Singular			Plural		
first person	je sais	<i>jeuh say</i>	I know	nous savons	<i>noo sahvoɦ<sub>n</sub></i>	we know
second person	tu sais	<i>too say</i>	you know	vous savez	<i>voo sahvoy</i>	you know
third person	il sait	<i>eel say</i>	he knows	ils savent	<i>eel sahve</i>	they know (masc. or mized)
	elle sait	<i>ell say</i>	she knows			
	on sait	<i>oh<sub>n</sub> say</i>	one knows	elles savent	<i>ell sahve</i>	they know (fem.)

[\[edit\]](#)

## V: Calling Others

The verb téléphoner is used to say that you are calling (to) someone. In French, you call *to* someone, so the verb is used with indirect, and not direct, objects. For example, *I'm calling Jacques.* would be *Je téléphone à Jacques.*

[\[edit\]](#)

## G: Appeler

*Appeler* is used to say what your name is. *Je m'appelle...* literally means *I call myself...*, but in English you would say *My name is...* *Appeler* is a regular -er verb, but, as you may have noticed, is also stem changing. In the present indicative, it is conjugated as follows:

French Verb • Communication • <a href="#">audio</a> (upload)						
appeler • to call						
past participle: appelé						
	Singular			Plural		
first person	j' appelle	<i>jahhpell</i>	I call	nous appelons	<i>newzahh pell oh<sub>n</sub></i>	we call
second person	tu appelles	<i>too ahhpell</i>	you call	vous appelez	<i>voozahh pelay</i>	you call
third person	il appelle	<i>eel ahhpell</i>	he calls	ils appellent	<i>eel ahhpell</i>	they call (masc. or mized)
	elle appelle	<i>ell ahhpell</i>	she calls			
	on appelle	<i>oh<sub>n</sub> ahhpell</i>	one calls	elles appellent	<i>ell ahhpell</i>	they call (fem.)

[\[edit\]](#)

## G: Dire

French Verb • Communication • <a href="#">audio</a> (upload)
--

dire • to say						
past participle: dit						
	Singular			Plural		
first person	je dis	<i>jeuh dee</i>	I say	nous disons	<i>noo deezoh<sub>n</sub></i>	we say
second person	tu dis	<i>too dee</i>	you say	vous dites	<i>voo deet</i>	you say
third person	il dit	<i>eel dee</i>	he says	ils disent	<i>eel deez</i>	they say (masc. or mized)
	elle dit	<i>ell dee</i>	she says			
	on dit	<i>oh<sub>n</sub> dee</i>	one says	elles disent	<i>ell deez</i>	they say (fem.)

[\[edit\]](#)

## V: Mail

[\[edit\]](#)

## G: Écrire & Lire

French Verb • Communication • <a href="#">audio</a> ( <a href="#">upload</a> )						
écrire • to write						
past participle: écrit						
	Singular			Plural		
first person	j' écris	<i>jay cree</i>	I write	nous écrivons	<i>newzay creevoh<sub>n</sub></i>	we write
second person	tu écris	<i>too aycree</i>	you write	vous écrivez	<i>voozay creevay</i>	you write
third person	il écrit	<i>eel aycree</i>	he writes	ils écrivent	<i>eel aycreeve</i>	they write (masc. or mized)
	elle écrit	<i>ell aycree</i>	she writes			
	on écrit	<i>oh<sub>n</sub> aycree</i>	one writes	elles écrivent	<i>ell aycreeve</i>	they write (fem.)

French Verb • Communication • <a href="#">audio</a> ( <a href="#">upload</a> )						
lire • to read						
past participle: lu						
	Singular			Plural		
first person	je lis	<i>jeuh lee</i>	I read	nous lisons	<i>noo leezoh<sub>n</sub></i>	we read
second person	tu lis	<i>too lee</i>	you read	vous lisez	<i>voo leezay</i>	you read
third person	il lit	<i>eel dee</i>	he reads	ils lisent	<i>eel leez</i>	they read (masc. or mized)
	elle lit	<i>ell lee</i>	she reads			
	on lit	<i>oh<sub>n</sub> dee</i>	one reads	elles lisent	<i>ell leez</i>	they read (fem.)

[\[edit\]](#)

## G: Envoyer & Recevoir

<b>French Verb • Communication • 7 (• kb • <a href="#">help</a>)</b> <b>envoyer • to send</b>						
<b>past participle: envoyé</b>						
	<b>Singular</b>			<b>Plural</b>		
<b>first person</b>	<b>j' envoie</b>	<i>jahnvwah</i>	I send	<b>nous envoyons</b>	<i>newzahnvwahyoh<sub>n</sub></i>	we send
<b>second person</b>	<b>tu envoies</b>	<i>toohahnvwah</i>	you send	<b>vous envoyons</b>	<i>voozahnvwahyay</i>	you send
<b>third person</b>	<b>il envoie</b>	<i>eel aycree</i>	he sends	<b>ils envoient</b>	<i>eelzahnvwah</i>	they send (masc. or mized)
	<b>elle envoie</b>	<i>ell aycree</i>	she sends			
	<b>on envoie</b>	<i>oh<sub>n</sub>ahnvwah</i>	one sends	<b>elles envoient</b>	<i>ellzahnvwah</i>	they send (fem.)
<b>French Verb • Communication • <a href="#">audio</a> (<a href="#">upload</a>)</b> <b>recevoir • to receive</b>						
<b>past participle: reçu</b>						
	<b>Singular</b>			<b>Plural</b>		
<b>first person</b>	<b>je reçois</b>	<i>jeuhrehswah</i>	I receive	<b>nous recevons</b>	<i>newzayrehsevo<sub>n</sub></i>	we receive
<b>second person</b>	<b>tu reçois</b>	<i>toohrehswah</i>	you receive	<b>vous recevez</b>	<i>vooreseh<sub>v</sub>ay</i>	you receive
<b>third person</b>	<b>il reçoit</b>	<i>eelrehswah</i>	he receives	<b>ils reçoivent</b>	<i>eelrehswahve</i>	they receive (masc. or mized)
	<b>elle reçoit</b>	<i>ellrehswah</i>	she receives			
	<b>on reçoit</b>	<i>oh<sub>n</sub>rehswah</i>	one receives	<b>elles reçoivent</b>	<i>ellrehswahve</i>	they receive (fem.)

[\[edit\]](#)










## V: Computers & the Internet

# French Level Three Lessons


## Formidable! - Intermediate French

---

After having completed the second level of the Wikibooks French language course, you can graduate to the third level. This is a much more rigorous presentation of the French language. Several verb tenses will be introduced in this level, and there will now be more vocabulary sections in each lesson. But we didn't decide to stop there! This level will include longer lectures about a lesson's subject and will introduce you to real French literary works and news articles, such as [Jean de La Fontaine's Fables](#). After you have completed this level, you can move on to [the next level](#). Also remember that if you would like to help develop this course, go to [the lessons planning page](#).

- |   |                               |  |
|---|-------------------------------|--|
| 01  | Leçon 01 : Les Vacances       | G: Geography Prepositions, Perfect Tenses Introduction, Simple Future of Regular Verbs                   |
|    | Lesson 01 : Vacations         | V: General Travelling, International Travelling, Nationalities   |
| 02  | Leçon 02 : Le travail         | G: Irregular Past Participles Review, Conjugated Verb + Infinitive Review (Futur Proche, Faire Causitif) |
|    | Lesson 02 : Work              | V: Companies, Blue-collar, White-collar, Service, Government, The Office, Office Supplies                |
| 03  | Leçon 03 : La santé           | G: Simple Future of Irregular Verbs, Adverbs, Commands   |
|  | Lesson 03 : Health            | V: Visiting the Doctor, Emergencies, Medecine, the Dentist, Healthcare                                   |
| 04  | Leçon 04 : L'argent           | G: Personal Pronouns Review, Present Conditional, Pronouns with Commands                                 |
|  | Lesson 04 : Money             | V: Forms of Money, Payment, Handling Money, Going to a Bank  |
| 05  | Leçon 05 : Jeunesse           | G: Imparfait, Possesive Pronouns, Stem Changing Verbs Review   |
|  | Lesson 05 : Life as a Child   | V: Children's Games and Toys, French Children's Poems, Songs, and Stories                                |
| 06  | Leçon 06 : L'adolescence      | G: Imparfait vs. Passé Composé, Pronominal Verbs Review, Plus-Que-Parfait                                |
|  | Lesson 06 : Adolescence       | V: Pop Culture, Mass Media, Part-Time Jobs   |
| 07  | Leçon 07 : L'histoire Antique | G: Passé Simple of Regular Verbs, Interrogative Pronouns   |
|  | Lesson 07 : Ancient History   | V: Farming and Peasant Life, Noble Life, The King, The Renaissance, The Reformation                      |
| 08  | Leçon 08 : Révolution!        | G: Passé Simple of Irregular Verbs, Relative Pronouns (Qui, Que, Dont)                                   |
|  | Lesson 08 : Revolution!       | V: Enlightenment, French Rev., Democracy, Napoleonic Era, Post-Napoleon France, Industrial Rev.          |
| 09  | Leçon 09 : La France moderne  | G: Past Conditional, Comparative & Superlative, Asking Questions Review                                  |
|  | Lesson 09 : Modern France     | V: The 20th Century, 20th Century Advancements and Changes, Modern War                                   |

10 Leçon 10 : L'actualité

 Lesson 10 : Current  
Events

G: Future Perfect, Demonstrative Pronouns, Stating If...

V: News, France's Role in Global Politics, European Union, Social  
Problems, Government, Politics

## 3.01 • Vacations

---

### V: General Traveling

Audio: [Ogg French native speaker](#) (Kb)

#### General

il y a	there is, there are
l'aéroport (m.)	airport
l'autobus (m.)	bus
l'avion (m.)	aircraft, airplane
les bagages	baggage
le billet	ticket (for train, airplane)
le métro	subway, underground
la poste	post office
le taxi	taxi
le ticket	ticket (for bus, métro)
le train	train
la valise	suitcase
la voiture	car

Audio : [French native speaker](#)

#### Visiting Other Cities

- 1a Tu es d'où? (informal)  
1b D'où êtes-vous? (formal)      Where are you from?  
1c Je suis de... (d')      I am from...  
[\[edit\]](#)

### V: Geography

Audio : [French native speaker](#)

#### Geography

the world le monde

#### Political Geography

a city      une ville

a village un village

a country un pays

a state un état

### **Natural Geography**

river le fleuve

mountain la montagne

lake le lac

ocean l'océan (m)

### **Cardinal Directions**

north le nord

south le sud

east l'est

west l'ouest

[\[edit\]](#)

## **G: Geography Prepositions**

[\[edit\]](#)

### **Cities**

#### French native speaker

- *à* is used to say *in, at, to*
  - Je vais **à** Paris. - I'm going **to** Paris
- *de* is used to say *from*.
  - Je reviens **de** Paris. - I return **from** Paris.
- cities that have articles as part of their names contract with the preposition if the city is masculine.
  - le Caire - Je vais **au** Caire. - Je reviens **du** Caire.
  - le Havre - Je vais **au** Havre. - Je reviens **du** Havre.
  - la Nouvelle-Orléans - Je vais **à la** Nouvelle-Orléans. - Je reviens **de la** Nouvelle-Orléans.

[\[edit\]](#)

### **Feminine Regions, Countries, and Continents**

- Most geographical areas are feminine
  - Every French geographical area, with one or two exceptions, that ends in -e is feminine.
  - Every continent is feminine.
- 
- *en* is used to say *in, at, to* for all feminine geographical areas except cities
    - Je vais **en** France. - I go **to** France.

- *de* is used to say *from* for all feminine geographical areas except cities
  - Je reviens **de** France. - I return **from** France.
- *de* is contracted to *d'* when followed by a vowel.
  - Je vais **en** Espagne. - Je reviens **d'** Espagne

[\[edit\]](#)

## Masculine Regions

- all regions that do not end in a silent *e* are masculine

Audio : [French native speaker](#)

- *dans le* is used to say *in, at, to* for most masculine regions, provinces, and states
  - Je vais **dans le** Limousin. - I'm going **to** Limousin.
- *du*, a contraction of *de + le*, is used to say *from* for most regions, provinces, and states
  - Je reviens **du** Limousin. - I return **from** Limousin.
- If a region is thought of or considered as its own sovereign state, *au* is used instead of *dans le*
  - Je vais **au** Québec. - Je reviens **du** Québec.
  - Je vais **au** Texas. - Je reviens **du** Texas.

[\[edit\]](#)

## Masculine Countries Starting With a Consonant

- all countries that do not end in a silent *e* are masculine
- le Cambodge and le Mexique are masculine
- *au* is used to say *in, at, to* for masculine countries beginning with a consonant
  - Je vais **au** Portugal. - I'm going **to** Portugal.
  - *du* is used to say *from* for masculine countries beginning with a consonant
  - Je reviens **du** Portugal. - I return **from** Portugal.

[\[edit\]](#)

## Plural Countries

Audio : [French native speaker](#)

- *aux*, a contraction of *à + les*, is used to say *in, to, as* if a plural article is part of the name of a country
  - Je vais **aux** États-Unis. - I'm going **to the** United States. (pronounced *aytahzoohnee*)
- *des*, a contraction of *de + les*, is used to say *from* if a plural article is part of the name of a country
  - Je reviens **des** États-Unis. - I return **from the** United States.

[\[edit\]](#)



## Masculine Countries Starting With a Vowel

- *en* is used to say *in, at, to* for all masculine countries beginning with a vowel
  - Je vais **en** Israël. - I'm going **to** Israel.
- *d'* is used to say *from* for all masculine countries beginning with a vowel
  - Je reviens **d'** Israël. - I return **from** Israel.

[\[edit\]](#)

## Check For Understanding

- Are all French countries ending in *e* feminine?
- What geographical areas use the preposition *dans le*?
- What prepositions do countries beginning with vowels use?
- What prepositions does the city of Quebec use? ...the province of Quebec?

[\[edit\]](#)

## V: Airports and Airplanes

French Vocabulary • Vacations • audio: <a href="#">One</a> • <a href="#">Two</a> (• 258 + 205 kb • <a href="#">help</a> )			
Airports and Airplanes • Les aéroports et les avions			
The Airport		Baggage	
l'aéroport	airport (pronounced <i>ahéhrohpor</i> )	les bagages (f pl)	baggage
le passeport	passport	les bagages à main	carry-on baggage
un chariot	a (shopping/baggage) cart	la livraison des bagages	baggage claim
les arrivées	arrivals	enregistrer (ses bagages)	to check in (one's baggage)
les départs	departures		
arriver (en avance/en retard)	to arrive (early/late)		
The Terminal		The Airplane	
l'aérogare	terminal	l'avion (m)	plane
la compagnie (aérienne)	a(n airline) company	l'appareil (m)	plane, machine, (body) system
le billet (d'avion/simple/aller-retour)	(plane/one-way/round trip) ticket	décoller le décollage	to take off take-off
la classe tourisme la première classe	coach first class	le vol	flight (also theft)
passer à la douane	to go through customs	le pilote	pilot

le contrôleur le contrôle de sécurité	security officer security check	l'hôtesse (de l'air) (f)	flight attendant
la porte	gate (also door)	le passager	passenger
embarquer	to board	atterrir l'atterrissage (f)	to land landing

[\[edit\]](#)

## V: Places

Audio : [French native speaker](#)

### French Regions

Île-de-France

- [Paris](#)

Basse-Normandie

- [Caen](#)

[Bourgogne](#)

- [Dijon](#)

[Bretagne](#)

- Rennes

### Continents

l'Afrique (f)

l'Amérique du nord (f)

l'Amérique du sud (f)

l'Antarctique (f)

l'Asie (f)

l'Australie (f)

[l'Europe \(f\)](#)

### Oceans

l'Océan atlantique (m)

l'Océan glacial arctique (m)

l'Océan indien (m)

l'Océan pacifique (m)

Audio : [French native speaker](#)

Audio : [French native speaker](#)

### European Countries

[la France](#)

\* [Paris](#)

France

\* Paris

[la Belgique](#)

\* [Bruxelles](#)

Belgium

\* Bruxelles

[le Portugal](#)

\* [Lisbonne](#)

Portugal

\* Lisbon

<a href="#">l'Espagne</a>	Spain
* Madrid	* Madrid
<a href="#">l'Italie</a>	Italy
* Rome	* Rome
<a href="#">la Grande-Bretagne</a>	Great Britain
* Londres	* London
<a href="#">l'Irlande</a>	Ireland
* Dublin	* Dublin
<a href="#">le (grand-duché du) Luxembourg</a>	Luxemburg
* Luxembourg	* Luxemburg
<a href="#">les Pays-Bas</a>	Netherlands
* Amsterdam	* Amsterdam
<a href="#">l'Allemagne</a>	Germany
* <a href="#">Berlin</a>	* Berlin
<a href="#">l'Autriche</a>	Austria
* <a href="#">Vienne</a>	* Vienna
<a href="#">la Suisse</a>	Switzerland
* <a href="#">berne</a>	* Bern
<a href="#">La principauté de Monaco</a>	Monaco
* <a href="#">Monaco</a>	* Moncao
<a href="#">la Pologne</a>	Poland
* Varsovie	* Warsaw
<a href="#">la République Tchèque</a>	Czech Republic
* Prague	*
<a href="#">la Slovaquie</a>	Slovakia
* Bratislava	*
<a href="#">la Hongrie</a>	Hungary
* Budapest	*
<a href="#">la Roumanie</a>	Romania
* Bucarest	*
<a href="#">la Grèce</a>	Greece
* <a href="#">Athènes</a>	* Athens
<a href="#">La principauté d'Andorre</a>	Andorra
* <a href="#">Andorre-la-Vieille</a>	*
<a href="#">la Moldavie</a>	Moldavia
* Chisinau	*
<a href="#">la Biélorussie</a>	Belarus
* Minsk	*
<a href="#">la Lituanie</a>	Lithuania
* Vilnius	*
<a href="#">la Lettonie</a>	Latvia
* Riga	*
<a href="#">l'Estonie</a>	Estonia

* Tallinn	*
<a href="#">la Finlande</a>	Finland
* Helsinki	* Helsinki
<a href="#">la Suède</a>	Sweden
* Stockholm	* Stockholm
<a href="#">la Norvège</a>	Norway
* Oslo	* Oslo
<a href="#">la Russie</a>	Russia
* Moscou	* Moscow
<a href="#">l'Ukraine</a>	Ukraine
* Kiev	* Kiev

- [Nations of the World](#)

- More audio pronunciation: [here](#). I have no idea where these are. </ignorant American>

[\[edit\]](#)

## V: Nationalities

Here is a list of nationalities: Audio: [Ogg](#) (300Kb)

Audio: [French native speaker](#)

Audio: [French native speaker](#)

Audio: [French native speaker](#)

<b>Masculine</b>	<b>Feminine</b>	<b>English</b>
allemand	allemande	German
américain	américaine	American
anglais	anglaise	English
australien	australienne	Australian
belge	belge	Belgian
birman	birmane	Burmese
cambodgien	cambodgienne	Cambodian
canadien	canadienne	Canadian
chinois	chinoise	Chinese
coréen	coréenne	Korean
espagnol	espagnole	Spanish
français	française	French
indien	indienne	Indian
indonésien	indonésienne	Indonesian
italien	italienne	Italian
japonais	japonaise	Japanese
malaisien	malaisienne	Malaysian
mauricien	mauricienne	Mauritian
néerlandais	néerlandaise	Dutch

philippin	philippine	Filipino
portugais	portugaise	Portuguese
singapourien	singapourienne	Singaporean
suédois	suédoise	Swedish
suisse	suisse	Swiss
thaïlandais	thaïlandaise	Thai
vénézuélien	vénézuélienne	Venezuelan
vietnamien	vietnamienne	Vietnamese

Nationalities are not capitalized as often in French as they are in English. If you are referring to a person, as in an Arab person or a Chinese person, the French equivalent is *un Arabe* or *un Chinois*. However, if you are referring to the Arabic language or Chinese language, the French would not capitalize: *l'arabe*; *le chinois*. If the nationality is used as an adjective, it is normally left uncapitalized; un livre chinois, un tapis arabe.+

[\[edit\]](#)

## G: Perfect Tenses

You will be learning several new perfect tenses in this level. Review the grammar behind them. This time, make sure you know all the rules.

- The perfect tenses are also called the compound or composed tenses.
- The perfect tenses are all composed of a conjugated auxillary verb and a fixed past participle.

[\[edit\]](#)

### Auxillary Verb Formation

- The auxillary verb is always either avoir or être.
- The tense of the verb depends upon the tense that avoir or être is conjugated in.
  - When the auxillary verb is conjugated in the passé composé, for example, the auxillary verb is conjugated in the present indicative.
    - J'ai fini. - I have finished.

[\[edit\]](#)

### Past Participle Formation

- -er verbs - replace -er with é
- -ir verbs - replace -ir with i
- -re verbs - replace -re with u
- irregular verbs - must be memorized

[\[edit\]](#)

## Past Participle Agreement

Audio: [French native speaker](#)

- The past participle must agree with the direct object of a clause in gender and plurality if the direct object goes before the verb.
  - the direct object is *masculine singular* - no change
    - J'ai fini le jeu. - I have finished the game.
    - Je l'ai fini. - I have finished it.
  - the direct object is *feminine singular* - add an **e** to the past participle
    - J'ai fini la tâche. - I have finished the task.
    - Je l'ai finie. - I have finished it.
  - the direct object is *masculine plural* - add an **s** to the past participle.
    - J'ai fini les jeux. - I have finished the games.
    - Je les ai finis. - I have finished them.
  - the direct object is *feminine plural* - add an **es** to the past participle.
    - J'ai fini les tâches. - I have finished the tasks.
    - Je les ai finies. - I have finished them.

[\[edit\]](#)

## Avoir ou Être?

- In most circumstances, the auxiliary verb is avoir.
- However, under certain situations, the auxiliary verb is être.
- This occurs when:
  - The verb is one of 16 special verbs that take être.
    - Note that when a direct object is used with these verbs, the auxiliary verb becomes avoir.
  - The verb is reflexive.
    - That is, the subject of the verb is also its object.

[\[edit\]](#)

## List of Tenses

There are seven perfect tenses in French. These are:

1. [passé composé](#) (past)
2. [plus-que-parfait de l'indicatif](#) (farthest past indicative)
3. [plus-que-parfait du subjonctif](#) (farthest past subjunctive)
4. [passé antérieur](#) (farther past)
5. [futur antérieur](#) (future past)
6. [conditionnel passé](#) (conditional past)
7. [passé du subjonctif](#) (subjunctive past)

[\[edit\]](#)

## G: Simple Future of Regular Verbs

There are three versions of the futur tense in French, the *futur simple* the *futur composé*, and the *futur antérieur* (future perfect). The *futur composé* is formed by inserting the present form of *aller* before the infinitive, e.g. *elle va réussir* (she will pass, or she is going to pass) is the futur composé of *elle réussit*

To conjugate a verb in the futur simple, one takes the infinitive and appends the right form of *avoir* except for *nous* and *vous* which takes *-ons* or *-ez*, as according to the table:

Audio: [French native speaker](#)

Subject	Add Ending	Conjugated Verb
Je	-ai	réussirai
Tu	-as	réussiras
Il / Elle / On	-a	réussira
Nous	-ons	réussirons
Vous	-ez	réussirez
Ils / Elles	-ont	réussiront

[\[edit\]](#)

## Les vacances

Audio: [French native speaker](#)

Cet été, nous partirons en vacances au bord de la mer. Nous allons passer une semaine à Nice sur la côte d'Azur. Nous partirons en voiture et il y aura certainement beaucoup de bouchons sur l'autoroute. Nous nous baignerons le matin et je ferai des châteaux de sable avec mon fils. A midi nous mangerons puis nous ferons une bonne sieste car il fera certainement très chaud. L'après-midi, nous irons visiter des expositions de peintures ou alors nous irons dans des parc d'attractions. Vivement les vacances !

## 3.02 • Work

---

### G: Irregular Past Participles Review

Audio : [french native speaker](#)

Audio : [french native speaker](#)

- avoir - eu (to have)
- boire - bu (to drink)
- conduire - conduit (to drive) (and all other -uire verbs)
- connaître - connu (to know (personally))
- courir - couru (to run)
- croire - cru (to believe)
- dire - dit (to say)
- devoir - dû (to have to, to owe)
- être - été (to be)
- faire - fait (to do, to make)
- falloir - fallu (to be necessary)
- lire - lu (to read)
- mettre - mis (to put (on)) (and all words adding prefixes to mettre)
- ouvrir - ouvert (to open) (and most other -rir verbs)
- pouvoir - pu (to be able to)
- pleuvoir - plu (to rain)
- prendre - pris (to take)
- recevoir - reçu (to receive)
- rire - ri (to laugh)
- savoir - su (to know (as a fact))
- sourire - souri (to smile)
- suivre - suivi (to follow)
- vivre - vécu (to live)
- voir - vu (to see)
- vouloir - voulu (to want)

[\[edit\]](#)

### G: Conjugated Verb + Infinitive Review

[\[edit\]](#)



## Formation

[\[edit\]](#)

## Aimer

[\[edit\]](#)

## Vouloir

[\[edit\]](#)

## Pouvoir

[\[edit\]](#)

## Faire Causitif

Audio : [french native speaker](#)

The faire causitif is formed by conjugating *faire* and adding an infinitive.

- Je le fais fixer. - I have it fixed.

[\[edit\]](#)

## Futur Proche

The future proche tense is formed by conjugating *aller* in the present indicative and adding an infinitive

- Je vais aller. - I'm going to go.

[\[edit\]](#)

## Pronouns

Pronouns come before the verb they modify, which is not necessarily the first verb in a sentence

- Je vais le voir. - I'm going to see it.

[\[edit\]](#)

## Negation

Either the conjugated verb or the infinitive can be negated, each meaning slightly different things.

- Je n'aime pas marcher. - I don't like to run.
- J'aime ne pas marcher. - I like to not run.

[\[edit\]](#)

## **V: Private Employment**

[\[edit\]](#)

## **V: Government Occupations**

[\[edit\]](#)

## **V: The Office**

[\[edit\]](#)

## **V: Office Supplies**

[\[edit\]](#)

## **Le chômage**

Audio : [french native speaker](#)

Avant j'avais un travail : je travaillais dans une banque. Mais la banque a fermé et je me suis retrouvé au chômage. Je n'ai plus de travail et j'en cherche tous les jours. Je lis les petites annonces et j'envoie des lettres de candidature. Je n'ai pas souvent une réponse. Mais aujourd'hui, j'ai obtenu un entretien d'embauche. Avec un peu de chance, j'obtiendrais le travail...

## 3.03 • Health

---

### V: Illness

Audio : [Native French Speaker](#)

French Vocabulary • Health • <a href="#">audio</a> (upload)			
Illness • La maladie			
To ache			
avoir mal à...	to have a ...ache, to hurt	avoir mal au ventre	to have a bellyache
avoir mal à la tête	to have a headache	avoir mal partout	to ache all over
avoir mal à l'oreille	to have an earache	avoir des maux de cœur	to feel sick, nauseous
avoir mal aux dents	to have a toothache	Actions	
Sickness and Pain		éternuer	to sneeze
être malade	to be sick	s'évanouir	to faint
avoir la grippe	to have the flu	saigner	to bleed
avoir de la fièvre	to have a fever	tousser	to cough
être enrhumé	to have a cold	vomir	to throw up

[\[edit\]](#)

### G: Simple Future of Irregular Verbs

[\[edit\]](#)

### G: Issuing Commands in French - l'impératif

- The *nous* form commands are used to say "Let's...".
- The subject is not used when giving a command.

[\[edit\]](#)

### Formation

Take away the ending and add on the following shown in the table.

French Grammar • Health • <a href="#">audio</a> (upload)
--

The Imperative • L'impératif						
	-er Verbs		-ir Verbs		-re Verbs	
Subject	Ending	Verb	Ending	Verb	Ending	Verb
<b>Tu</b>	-e	Parle!	-is	Finis!	-s	Vends!
<b>Nous</b>	-ons	Parlons!	-issons	Finissons!	-ons	Vendons!
<b>Vous</b>	-ez	Parlez!	-issez	Finissez!	-ez	Vendez!

[\[edit\]](#)

## Affirmative

[\[edit\]](#)

## Negative

[\[edit\]](#)

## G: Adverbs

French adverbs, like their English counterparts, are used to modify [French/Grammar/Adjectives](#), other adverbs, and [French/Grammar/Verbs](#) or clauses. They do not display any inflection; that is, their form does not change to reflect their precise role, nor any characteristics of what they modify.

[\[edit\]](#)

## Formation

In French, as in English, most adverbs are derived from adjectives. In most cases, this is done by adding the suffix *-ment* ("-ly") to the adjective's feminine singular form. For example, the feminine singular form of *lent* ("slow") is *lente*, so the corresponding adverb is *lentement* ("slowly"); similarly, *heureux* → *heureusement* ("happy" → "happily").

As in English, however, the adjective stem is sometimes modified to accommodate the suffix: Audio : [Native French Speaker](#)

- If the adjective ends in an *i*, then *-ment* is added to the masculine singular (default) form, rather than to the feminine singular form:
  - *vrai* → *vraiment* ("real" → "really")
  - *poli* → *poliment* ("polite" → "politely")
- If the adjective ends in *-ant* or *-ent*, then the corresponding adverb ends in *-amment* or *-emment*, respectively:
  - *constant* → *constamment* ("constant" → "constantly")
  - *récent* → *récemment* ("recent" → "recently")
- Some adjectives make other changes:
  - *précis* → *précisément* ("precise" → "precisely")
  - *gentil* → *gentiment* ("nice" → "nicely")

Some adverbs are derived from adjectives in completely irregular fashions, not even using the suffix *-ment*:

- *bon* → *bien* ("good" → "well")
- *mauvais* → *mal* ("bad" → "badly")
- *meilleur* → *mieux* ("better"-adjective → "better"-adverb)
- *pire* → *pis* ("worse"-adjective → "worse"-adverb)

And, as in English, many common adverbs are not derived from adjectives at all:

- *ainsi* ("thus" or "thusly")

[\[edit\]](#)

## Placement

The placement of French adverbs is almost the same as the placement of English adverbs. Audio : [Native French Speaker](#)

An adverb that modifies an adjective or adverb comes before that adjective or adverb:

- *complètement vrai* ("completely true")
- *pas possible* ("not possible")
- *tellement discrètement* ("so discreetly")

An adverb that modifies an [Infinitive](#) (verbal noun) generally comes after the infinitive:

- *marcher lentement* ("to walk slowly")

But negative adverbs, such as *pas* ("not"), *plus* ("not any more"), and *jamais* come before the infinitive:

- *ne pas marcher* ("not to walk")

An adverb that modifies a main verb or clause comes either after the verb, or before the clause:

- *Lentement il commença à marcher* or *Il commença lentement à marcher* ("Slowly, he began to walk" or "He began slowly to walk").

Note that, unlike in English, this is true even of negative adverbs:

- *Jamais je n'ai fait cela* or *Je n'ai jamais fait cela* ("Never have I done that" or "I've never done that")

[\[edit\]](#)

## V: Visiting the Doctor

Audio : [Native French Speaker](#)

**Le patient :**

- Je suis malade. (I am ill).
- J'ai mal à la tête. (I have a headache).
- J'ai de la fièvre. (I am febrish)
- J'ai mal au ventre.
- Je vomis.
- Je tousse. (I cough)

## Le docteur

- Comment allez-vous ?
- Prenez de l'aspirine.
- Je vais vous prescrire un médicament.
- Prenez une cuillère de sirop matin, midi et soir
- Il faut passer un "scanner"
- Il faut passer des radios.
- Il faut vous opérer.

[\[edit\]](#)

## V: Visiting the Dentist

Audio : [Native French Speaker](#)

- J'ai mal aux dents.
- Vous avez une carie.
- Je dois procéder à une extraction. (Il va enlever la dent)
- J'ai un appareil dentaire.
- Je vais utiliser la roulette.
- Ahhhhhhhhhh !

[\[edit\]](#)

## V: Healthcare

[\[edit\]](#)

## V: Emergencies

Audio : [Native French Speaker](#)

- Je vais à l'hôpital.
- C'est grave !
- Je vais aux urgences.
- J'ai eu un accident de voiture.
- SAMU=Service Ambulancier Médical d'Urgence
- En cas d'accident grave, il faut téléphoner au SAMU (15) ou aux pompiers (18) ou au 112.

[\[edit\]](#)

## V: Medecine

[\[edit\]](#)

## V: Body parts

Here is the vocabulary to speak about body parts :

Audio : [Native French Speaker](#)

Audio : [Native French Speaker](#)

<b>French</b>	<b>English</b>
La tête	Head
Le corps	Body
Le bras	Arm
La jambe	Leg
La poitrine	Chest
Le ventre	Belly
L'épaule (f)	Shoulder
>Le coude	Elbow
Le poignet	Wrist
La main	Hand
Le doigt	Finger
Le genou	Knee
Le pied	Foot
L'orteil (m)	Toe
L'oeil (m) (pl. les yeux)	Eye
La bouche	Mouth
La dent	Tooth
Le nez	Nose
L'oreille (f)	Ear
Le cou	Neck
La langue	Tongue
Les cheveux	Hair
L'ongle (m)	Nail
Le poumon	Lung
L'estomac (m)	Stomach
Le coeur	Heart
Le foie	Liver
L'intestin (m)	Intestine
L'os (m)	Bone
Le crâne	Skull
Le muscle	Muscle
Le cerveau	Brain
La rate	Spleen
L'utérus	Womb

Le nombril      Navel,  
                     belly button  
[\[edit\]](#)

## V: Body position

And here is the vocabulary for body positions :

French	English
Debout	Standing
Assis	Seating
Couché	Laying down
À genoux	Kneeling
Accroupi	Squatted

[\[edit\]](#)

## V: Common sentencies

When you 'catch a cold' you 'attrapes un rhume'. When you're sick, *tu es malade*. When you wish to say that parts of your body are sore, you say "J'ai mal à [body part] ...". Example: J'ai mal à la tete. (I have a headache); J'ai mal aux dents (My teeth hurt).

[\[edit\]](#)

## E: 3.03 1 - Body Parts - Visual Memorization

- Point to different parts of the body and recite its name in French *par cœur*.



## 3.04 • Money

---

### G: Personal Pronouns Review

[French personal pronouns](#)

[[edit](#)]

#### Direct Objects

While the subject of a sentence initiates an action (the verb), the direct object is the one that is affected by the action. A direct object pronoun is used to refer to the direct object of a previous sentence:

Pierre voit **le cambrioleur**. Pierre sees **the burglar**.

Pierre **le** voit. Pierre sees **him**.

The following table shows the various types of direct object pronouns:

**French** me, m' te, t' le, l' la, l' nous vous les

**English** me<sup>1</sup> you<sup>1</sup> him,  
it her, it us<sup>1</sup> you<sup>1</sup> them

Notes:

- <sup>1</sup> *me, te, nous*, and *vous* are also used as indirect objects to mean *to me, to you, to us*, and *to you* respectively.
- The pronoun form with an apostrophe is used before a vowel.
- The direct object pronoun for *nous* and *vous* is the same as the subject.
- When the direct object comes before a verb in a perfect tense, a tense that uses a past participle, the direct object must agree in gender and plurality with the past participle. For example, in the phrase *Je les ai eus*, or *I had them*, the past participle would be spelled *eus* if the direct object, *les*, was referring to a masculine object, and *eues* if *les* is referring to a feminine object.

[[edit](#)]

#### Indirect Objects

An indirect object is an object that would be asked for with *To whom...?* or *From whom...?*. It is called indirect because it occurs usually together with a direct object which is affected directly by the action:

Il donne du pain à **Pierre**. The man gives some bread **to Pierre**.

Il **lui** donne du pain. He gives bread **to him**.

The following table shows the various types of direct object pronouns:

**French** me, m' te, t' lui nous vous leur

**English** to me<sup>1</sup> to you<sup>1</sup> to him, to her to us<sup>1</sup> to you<sup>1</sup> to them

Notes:

- <sup>1</sup> *me, te, nous*, and *vous* are also used as direct objects to mean *me, you, us*, and *you* respectively.
- The pronoun form with an apostrophe is used before a vowel.
- The direct object pronoun for *nous* and *vous* is the same as the subject.
- The indirect object pronouns do **not** agree with the past participle like the direct object pronouns do. When *me, te, nous*, and *vous* are used in a perfect tense, the writer must decide whether they are used as direct or indirect object pronouns. This is done by looking at the verb and seeing what type of action is being performed.

The bread *is given* by the man (direct). Pierre *gets the given* apple (indirect).

[\[edit\]](#)

## The Pronoun *Y*

[\[edit\]](#)

### Indirect Object Pronoun - *to it, to them*

The French pronoun *y* is used to replace an object of a prepositional phrase introduced by *à*.

- Je réponds *à* les questions. - J' *y* réponds.
- I respond *to* the questions. - I respond *to* them.

Note that *lui* and *leur*, and not *y*, are used when the the object refers the a person or persons.

[\[edit\]](#)

### Replacement of Places - *there*

The French pronoun *y* replaces a prepositional phrase referring to a place that begins with any preposition except *de* (for which *en* is used).

- Les hommes vont *en* France. - Les hommes *y* vont.
- The men go *to* France - The men go *there*.

Note that *en*, and not *y* is used when the object is of the preposition *de*.

[\[edit\]](#)

### Idioms

- Ça *y* est! - It's Done!
- J'*y* suis! - I get it!

[\[edit\]](#)

## En

Note how we say *Je veux du pain* to say 'I want some bread' ? But what happens when we want to say 'I want some' without specifying what we want? In these cases, we use the pronoun 'en'. As well, 'en' can mean 'of it' when 'it' is not specified. For instance, instead of saying *J'ai besoin de l'argent*, if the idea of money has already been raised, we can just say 'J'en ai besoin'. This is because what *en* does is replace *du, de la* or *des* when there is nothing after it.

Like with 'me', 'te' and other pronouns, *en* (meaning 'some') comes before the verb.

Tu joues du piano? Non, je n'en joue pas	Do you play piano? No, I don't play it.
Vous prenez du poisson? Oui, j'en prends.	Are you having fish? Yes, I'm having some.
Vous avez commandé de l'eau? Oui, nous en avons commandé.	Did you order some water? Yes, we ordered some.

[\[edit\]](#)

## G: Commands with Pronouns - L'impératif

When expressing positive commands, there are several rules one must remember when using object pronouns. These are:

- The pronouns are attached to the verb with a hyphen.
  - Retrouve-la. - Find it.
- Me and Te become moi and toi.
  - Donnez-moi les vidéos. - Give me the videos.
- *Le, la*, and *les* precede all other object pronouns.
  - Donnez-le-moi. - Give it to me.

[\[edit\]](#)

## G: Present Conditional

To conjugate a verb in the Conditional, one takes the infinitive and appends the same endings as when using the *imparfait*, as according to the table:

Subject	Add Ending	Conjugated Verb
Je	-ais	réussirais
Tu	-ais	réussirais
Il / Elle / On	-ait	réussirait
Nous	-ions	réussirions
Vous	-iez	réussiriez
Ils / Elles	-aient	réussiraient

[\[edit\]](#)

## **V: Forms of Payment**

[\[edit\]](#)

## **V: Economics**

[\[edit\]](#)

## **V: Handling Money**

saving, investing, etc

[\[edit\]](#)

## **V: Going to a Bank**

## 3.05 • Youth

---

### G: Imperfect - Imparfait

The imparfait is used to "set the tone" of a past situation. An example in English being: "We were singing when Dad came home." It tells what was going on when a particular action or event occurred. In French, the above example would be: "Nous chantions quand papa est rentré."

In order to conjugate the imperfect,

- take the 1st person plural of the verb you want to conjugate:

**jouer - to play**

**singular    plural**

**first person** je joue    nous jouons

**second person** tu joues    vous jouez

**third person** il joue    ils jouent

- Remove the *-ons* ending to find the stem, and add these endings:

French Grammar • Youth • <a href="#">audio (upload)</a>				
The Imperfect • L'imparfait				
subject	ending	jouer (nous <i>jouons</i> )	finir (nous <i>finissons</i> )	attendre (nous <i>attendons</i> )
je	<i>-ais</i>	jouais	finissais	attendais
tu	<i>-ais</i>	jouais	finissais	attendais
il/elle/on	<i>-ait</i>	jouait	finissait	attendait
nous	<i>-ions</i>	jouions	finissions	attendions
vous	<i>-iez</i>	jouiez	finissiez	attendiez
ils/elles	<i>-aient</i>	jouaient	finissaient	attendaient

- Note: The only verb that has an irregular stem (one not derived from the *nous* form of the present indicative) is être. The imperfect ending are added to ét\_\_\_. Every other verb uses the *nous* form of the present indicative as its root.

[\[edit\]](#)

### G: Possessive Pronouns

Possessive pronouns replace possessive article + noun sets.

[Audio1](#) [Audio2](#)

**French Grammar • Youth • [audio](#) (upload)**  
**Possesive Pronouns • Les pronoms possessifs**

mon copain my friend	ton copain your friend	son copain his/her friend	notre copain our friend	votre copain your friend	leur copain their friend
<b>le mien</b> <b>mine</b>	<b>le tien</b> <b>yours</b>	<b>le sien</b> <b>his/hers</b>	<b>le nôtre</b> <b>ours</b>	<b>le vôtre</b> <b>yours</b>	<b>le leur</b> <b>theirs</b>
mes copains my friends	tes copains your friends	ses copains his/her friends	nos copains our friends	vos copains your friends	leurs copains their friends
<b>les miens</b> <b>mine</b>	<b>les tiens</b> <b>yours</b>	<b>les siens</b> <b>his/hers</b>	<b>les nôtres</b> <b>ours</b>	<b>les vôtres</b> <b>yours</b>	<b>les leurs</b> <b>theirs</b>
ma copine my friend	ta copine your friend	sa copine his/her friend	notre copine our friend	votre copine your friend	leurs copine their friend
<b>la mienne</b> <b>mine</b>	<b>le tienne</b> <b>yours</b>	<b>le sienne</b> <b>his/hers</b>	<b>la nôtre</b> <b>ours</b>	<b>la vôtre</b> <b>yours</b>	<b>la leur</b> <b>theirs</b>
mes copines my friends	tes copines your friends	ses copines his/her friends	nos copines our friends	vos copines your friends	leurs copines their friends
<b>les miennes</b> <b>mine</b>	<b>les tiennes</b> <b>yours</b>	<b>les siennes</b> <b>his/hers</b>	<b>les nôtres</b> <b>ours</b>	<b>les vôtres</b> <b>yours</b>	<b>les leurs</b> <b>theirs</b>

- Vous avez votre voiture? - You have your car?
- Oui, nous avons la nôtre. - Yes, we have ours.

À + a stress pronoun is used when the noun replaced is also the subject of the sentence. This usually occurs in sentences with être.

- Elle est ta voiture? - Is that your car?
- Oui, elle est à moi. - Yes, it is mine.

[\[edit\]](#)

## G: Stem Changing Verbs Review

[\[edit\]](#)

### -exer Verbs

-exer are regular -er verbs, but also are stem changing. The stem change applies to all forms except *nous* and *vous*. The stem change involves adding a grave accent ( ` ) over the *e* in the stem.

- Tenses affected by this rule:

[\[edit\]](#)

### -éxer Verbs

Like -exer verbs, the accent aigu above the *e* ( *é* ) changes to an accent grave ( *è* ).

- Tenses affected by this rule:

[\[edit\]](#)

## **-yer Verbs**

-yer verbs are regular -er verbs. However, when *y* is part of the last syllable, it changes to *i* in order to keep the *ay* sound. In the present indicative of -yer verbs, this affects all forms except *nous* and *vous*.

- Tenses affected by this rule:

[\[edit\]](#)

## **Appeler**

All forms except *nous* and *vous* have the *l* doubled.

- Tenses affected by this rule:

[\[edit\]](#)

## **-cer Verbs**

The last *c* in the verb changes to *ç* in the *nous* form.

- Tenses affected by this rule:

[\[edit\]](#)

## **-ger Verbs**

An *e* is added after the *g* in the *nous* form.

- Tenses affected by this rule:

[\[edit\]](#)

## **V: Children's Games and Toys**

- un hochet
- un cheval de bois
- une poupée
- une dinette
- un train électrique
- des légos
- un ours en peluche
- une console de jeu (une nintendo, une gameboy, une ps2)
- des jeux de société : le monopoly, le cluedo, la bonne paye
- des "transformers"

[\[edit\]](#)

## V: The Carnival

[transfer](#)

[\[edit\]](#)

## V: French Children's Poems, Songs, and Stories

[\[edit\]](#)

### Petit Papa Noël

Petit Papa Noël  
Quand tu descendras du ciel  
Avec des jouets par milliers  
N'oublies pas mes petits souliers  
Mais avant de partir  
Il faudra bien te couvrir  
Dehors tu vas avoir si froid  
C'est un peu à cause de moi

...



## 3.06 • Adolescence

---

### V: Pop Culture

[\[edit\]](#)

### G: Pronominal Verbs Review

Pronominal verbs are verbs that, put simply, include pronouns. These pronouns are *me*, *te*, *se*, *nous*, and *vous* and are used as either direct objects or indirect objects, depending on the verb that they modify. When pronominal verbs are conjugated in perfect tenses, *être* is used as the auxiliary verb. There are three types of pronominal verbs: reflexive verbs, reciprocal verbs, and naturally pronominal verbs.

[\[edit\]](#)

#### Reflexive Verbs

Reflexive verbs reflect the action on the subject.

- Je *me* lave. - I wash *myself*.
- Nous *nous* lavons. - We wash *ourselves*.
- Ils *se* lavent. - They wash *themselves*.

Reflexive verbs can also be used as infinitives.

- Je vais *me* laver. - I'm going to wash *myself*.

Either the conjugated verb or the infinitive can be negated each with slightly different meanings.

- Je ne vais pas *me* laver. - I'm not going to wash *myself*.

In perfect tenses, the past participles agree with the direct object pronoun, but not the indirect object pronoun, in gender and plurality. Therefore it would only agree when the reflexive pronoun is the direct object. Also remember that the past participle does not agree with the direct object if it goes after the verb.

- Elle s'est lavée. - She was herself.
- Nous nous sommes lavé(e)s. - We wash ourselves.
- Elle s'est lavé les mains. - She washed her hands.
- Nous nous sommes lavé les mains. - We washed our hands.

[\[edit\]](#)

## Reciprocal Verbs

With reciprocal verbs, people perform actions to each other.

- Nous nous aimons. - We like each other.
- Like reflexive verbs, the past participle of reciprocal verbs agrees in number and gender with the direct object if it goes before the verb. It therefore agrees with all reciprocal pronouns that function as direct objects.
- Nous nous sommes aimé(e)s. - We liked each other.

The reciprocal pronoun can also function as an indirect object without a direct object pronoun.

- Nous nous sommes parlé. - We spoke to each other.
- Elles se sont téléphoné. - They called to one another.
- Vous vous êtes écrit souvent? - You write to each other often?

[\[edit\]](#)

## Naturally Pronominal Verbs

Some verbs are pronominal without performing a reflexive or reciprocal action. Tu te souviens? - You remember?

- In perfect tenses, these verbs agree with the direct object if it goes before the verb. Otherwise, the past participle agrees with the subject.
- Elle s'est souvenue. - She remembered.

Some verbs have different meanings as pronominal verbs.

- rendre - to return, to give back
- se rendre (à) - to go (to)

[\[edit\]](#)

## G: Imparfait vs. Passé Composé

[\[edit\]](#)

## G: Plus-Que-Parfait

The *plus-que-parfait* is used when there are two occurrences in the past and one wants to symbolise that one occurrence happened before the other. In English, this is used in a phrase like "I *had given* him the toy before he went to sleep." In this example, there are two past tenses, but they occur at different times. The *plus-que-parfait* can be used to indicate the occurrence of one before the other. Essentially, the past before the past.

In French, the *plus-que-parfait* is formed by conjugating the auxiliary verb in the *imparfait* and adding the past participle. So to conjugate *je mange* (I eat) in the *plus-que-parfait*, one finds the appropriate auxiliary verb (*avoir*), conjugates it (*avais*) and finds the past participle of *manger* (*mangé*). So, the conjugation of *Je mange* in the *plus-que-parfait* becomes *j'avais mangé* or, in English, *I had eaten*.

[\[edit\]](#)

## Examples

J'ai parlé français.	I spoke French ( <i>on one particular occasion</i> ).
Je parlais français.	I spoke French ( <i>during a period of time, and I don't speak French any more</i> ).
Nous avons réussi l'examen.	We passed the test.
Il a été mon ami.	He was my friend ( <i>and he is not my friend any more</i> )
Il était mon ami lorsque...	He was my friend when . . .
Ils ont fait leurs devoirs.	They did their homework.
Il est venu.	He came ( <i>and I don't need to say when</i> )
Il vint le lendemain.	He came the day after.
Il venait tous les jours.	He came/used to come every day.
Il était déjà venu.	He had already come.

It should be noted that these examples are making use of all the possible past tenses; not just the plus-que-parfait.

[\[edit\]](#)

## V: Mass Media

[\[edit\]](#)

## V: Part-Time Jobs

## 3.07 • Ancient History

---

L'histoire de la France jusqu'en 1700.

[\[edit\]](#)

### G: Interrogative Pronouns

[\[edit\]](#)

### G: Passé Simple of Regular Verbs

Unlike English, there is a literary past tense, used when writing formally. This past tense is named the *passé simple*. It is relatively simple to predict when to use this tense; for every occurrence of the *passé composé* in conversational French, one simply uses the *passé simple* in literary French. Note that the *passé simple* is not a composed tense, and therefore does not have an auxiliary verb like the *passé composé* does.

[\[edit\]](#)

#### Formation

To conjugate in this tense, one finds the stem and appends the following, as according to the table:

French Grammar • History • <a href="#">audio</a> ( <a href="#">upload</a> )			
The Simple Past • Le passé simple			
Subject	Ending	Conjugated Verb	English
Je	-ai	Je dansai.	I danced.
Tu	-as	Tu dansas.	You danced.
Il	-a	Il dansa.	He danced.
Nous	-âmes	Nous dansâmes.	We danced
Vous	-âtes	Vous dansâtes.	You danced.
Ils	-èrent	Ils dansèrent.	They danced.

[\[edit\]](#)

## Regular Normally-Irregular Verbs

The following verbs are irregular in the present indicative, but are regular in their passé simple stems.

**Infinitive    Stem    Je...**

### **-ir verbs**

<b>dormir</b>	dorm	dormis
<b>partir</b>	part	partis
<b>sentir</b>	sent	sentis
<b>servir</b>	serv	servis
<b>sortir</b>	sort	sortis

### **-rir Verbs**

<b>couvrir</b>	couvr	couvris
<b>découvrir</b>	décrouvr	découvris
<b>offrir</b>	offr	offris
<b>ouvrir</b>	ouvr	ouvris
<b>souffrir</b>	souffr	souffris

### **-re Verbs**

<b>combattre</b>	combatt	combattis
<b>rompre</b>	romp	rompis
<b>suivre</b>	suiv	suis

[\[edit\]](#)

## V: Farming and Peasant Life

[\[edit\]](#)

## V: Noble Life

[\[edit\]](#)

## V: The King

[\[edit\]](#)

## V: The Renaissance

[\[edit\]](#)

## **V: The Reformation**

## 3.08 • Revolution!

[Déclaration des Droits de l'Homme et du Citoyen](#) - Historical Text for this lesson.

[\[edit\]](#)

### G: Passé Simple of Irregular Verbs

Some passé simple stems are based off the past participle. Others must be memorized.

[\[edit\]](#)

#### Ending Formation

**-i\_ Endings**    je    tu    il    nous    vous    ils  
                   -is   -is   -it   -îmes   -îtes   irent

**-in\_ Endings**    je    tu    il    nous    vous    ils  
                   -ins   -ins   -int   -înmes   -întes   inrent

**-u\_ Endings**    je    tu    il    nous    vous    ils  
                   -us   -us   -ut   -ûmes   -ûtes   urent

[\[edit\]](#)

#### Irregular Verb List

French Grammar • Revolution! • <a href="#">audio</a> ( <a href="#">upload</a> )							
Simple Past Irregular Verbs • Des verbes irréguliers du passé simple							
Infinitive	Past Part.	Passé simple					
		je	tu	il	nous	vous	ils
<b>-i_ Endings</b>							
<b>s'asseoir</b>	<b>assis</b>	m'assis	t'assis	s'assit	nous assîmes	vous assîtes	s'assirent
<b>conduire</b>		conduisis	conduisis	conduisit	conduisîmes	conduisîtes	conduisirent
<b>conquérir</b>	<b>conquis</b>	conquis	conquis	conquit	conquîmes	conquîtes	conquirent
<b>construire</b>		construisis	construisis	construisit	construisîmes	construisîtes	construisirent
<b>craindre</b>		craignis	craignis	craignit	craignîmes	craignîtes	craignirent
<b>dire</b>	<b>dit</b>	dis	dis	dit	dîmes	dîtes	dirent

<b>faire</b>		fis	fis	fit	fîmes	fîtes	firent
<b>écrire</b>		écrivis	écrivis	écrivit	écrivîmes	écrivîtes	écrivirent
<b>mettre</b>	<b>mis</b>	mis	mis	mit	mîmes	mîtes	mirent
<b>naître</b>		naquis	naquis	naquit	naquîmes	naquîtes	naquirent
<b>peindre</b>		peignis	peignis	peignit	peignîmes	peignîtes	peignirent
<b>prendre</b>	<b>pris</b>	pris	pris	prit	prîmes	prîtes	prirent
<b>rejoindre</b>		rejoignis	rejoignis	rejoignit	rejoignîmes	rejoignîtes	rejoignirent
<b>rire</b>	<b>ri</b>	ris	ris	rit	rîmes	rîtes	rirent
<b>sourire</b>	<b>souri</b>	souris	souris	sourit	sourîmes	sourîtes	sourirent
<b>vaincre</b>		vainquis	vainquis	vainquit	vainquîmes	vainquîtes	vainquirent
<b>-in_ Endings</b>							
<b>devenir</b>		devins	devins	devin	devînmes	devîntes	devinrent
<b>tenir</b>		tins	tins	tint	tînmes	tîntes	tinrent
<b>venir</b>		vins	vins	vint	vînmes	vîntes	vinrent
<b>-u_ Endings</b>							
<b>avoir</b>	<b>eu</b>	eus	eus	eut	eûmes	eûtes	eurent
<b>boire</b>	<b>bu</b>	bus	bus	but	bûmes	bûtes	burent
<b>connaître</b>	<b>connus</b>	connus	connus	connut	connûmes	connûtes	connurent
<b>courir</b>	<b>couru</b>	courus	courus	courut	courûmes	courûtes	coururent
<b>croire</b>	<b>cru</b>	crus	crus	crut	crûmes	crûtes	crurent
<b>devoir</b>	<b>dû</b>	dus	dus	dut	dûmes	dûtes	durent
<b>être</b>		fus	fus	fut	fûmes	fûtes	furent
<b>falloir</b>	<b>fallu</b>	fallus	fallus	fallut	fallûmes	fallûtes	fallurent
<b>lire</b>	<b>lut</b>	lus	lus	lut	lûmes	lûtes	lurent
<b>mourir</b>		mourus	mourus	mourut	mourûmes	mourûtes	moururent
<b>plaire</b>	<b>plu</b>	plus	plus	plut	plûmes	plûtes	plurent
<b>pleuvoir</b>	<b>plu</b>	plus	plus	plut	plûmes	plûtes	plurent
<b>pouvoir</b>	<b>pu</b>	pus	pus	put	pûmes	pûtes	purent
<b>recevoir</b>	<b>reçu</b>	reçus	reçus	reçut	reçûmes	reçûtes	reçurent
<b>savoir</b>	<b>su</b>	sus	sus	sut	suûmes	sûtes	surent
<b>valoir</b>	<b>valu</b>	valus	valus	valut	valûmes	valûtes	valurent
<b>vivre</b>	<b>vécu</b>	vécus	vécus	vécut	vécûmes	vécûtes	vécurent
<b>vouloir</b>	<b>voulu</b>	voulus	voulus	voulut	voulûmes	voulûtes	voulurent

[\[edit\]](#)



## G: Relative Pronouns *Qui* and *Que*

*Les pronoms relatifs qui et que*

- relative pronouns begin adjective clauses
  - the man **that** was here
  - the man **that** I saw
- *qui* is the subject of the clause it introduces
  - Je vois l'homme **qui** l'a fait. - I see the man that did it.
  - L'homme **qui** l'a fait est ici. - The man that did it is here.
- *que* is the direct object of the clause it introduces
  - Il est l'homme **que** j'ai vu. - He is the man that I have seen.
- remember that in perfect tenses, the past participle agrees with the direct object in gender and plurality if the direct object comes before the verb
  - Elles sont les femmes **que** j'ai vues. - They are the women that I have seen.
- If *que* is folled by a vowel, it is shortened to *qu'*.
  - Il est l'homme **qu'**il a vu. - He is the man that he has seen.
- *qui* is never shortened, even when followed by a vowel
- *qui* and *que* can modify both people and things
  - Je vois la voiture **qui** est cassé. - I see the car that is broken.
- *qui* and *que* can modify both masculine and feminine nouns
- *qui* and *que* can modify both singular and plural nouns
- in the phrases *ce qui* and *ce que*, which literally mean *that which*, but more naturally mean *what*, *ce* is the noun

[\[edit\]](#)

## V: French Revolution



[\[edit\]](#)

## V: Democracy

[\[edit\]](#)

## V: The Napoleonic Era

[\[edit\]](#)

## V: Post-Napoleon France

[\[edit\]](#)

## V: The Industrial Revolution

[\[edit\]](#)

## V: The Enlightenment

[\[edit\]](#)

### Les Lumières



Jean-Jacques Rousseau



Voltaire



Denis Diderot

## 3.09 • Modern France

---

### G: Past Conditional

[\[edit\]](#)

### G: Comparative

French Grammar • Modern France • <a href="#">audio</a> ( <a href="#">upload</a> )				
The Comparative • Le Comparatif				
<b>Adjectives</b>				
Sub. + Verb	Comparative	Adjective	Comparative	Object
Je suis	<b>plus</b>	intelligent	<b>que</b>	toi.
I am	<b>more</b>	intelligent	<b>than</b>	you
Je suis	<b>moins</b>	intelligent	<b>que</b>	toi.
I am	<b>less</b>	intelligent	<b>than</b>	you
Je suis	<b>aussi</b>	intelligent	<b>que</b>	toi.
I am	<b>as</b>	intelligent	<b>as</b>	you.
<b>Adverbs</b>				
Sub. + Verb	Comparative	Adverb	Comparative	Object
Je vois	<b>plus/aussi/moins</b>	clairement	<b>que</b>	toi.
I see	<b>more as less</b>	clearly	<b>than as than</b>	you.
<b>Verbs</b>				
Sub.	Verb	Comparative	Comparative	Object
Je	joue	<b>plus/aussi/moins</b>	<b>que</b>	toi.
I	play	<b>more as much less</b>	<b>than as than</b>	you.
<b>Nouns</b>				
Sub. + Verb	Comparative	Noun	Comparative	Object

Je joue	<b>plus de autant de moins de</b>	jeux	<b>que</b>	toi
I play	<b>more as many less</b>	games	<b>than as than</b>	toi.

[\[edit\]](#)

## G: Superlative

[\[edit\]](#)

## G: Asking Questions

Copy from [French/Grammar/Sentences](#) when complete.

[\[edit\]](#)

## V: The 20th Century

[\[edit\]](#)

## V: 20th Century Advancements and Changes



Europaturm



Paris, France



Paris, France



La Tour Eiffel

[\[edit\]](#)

## **V: Modern War**

## 3.10 • Current Events

---

### G: Future Perfect

In French, the future perfect tense is called the *futur antérieur*.

[\[edit\]](#)

#### Formation

The future perfect is a perfect tense, and therefore consists of an auxiliary verb and a past perfect. The auxiliary verb, *avoir* or *être*, is conjugated in the future tense. All rules that apply to the passé composé and other perfect tenses, such as certain verbs using *être* as an auxiliary verb, apply to the future perfect as well.

French Grammar • Current events • <a href="#">audio (upload)</a>					
The Future Perfect • Le futur antérieur					
parler			passer		
Subject	Avoir Conj.	Past Part.	Subject	Être Conj.	Past Part.
j'	aurai	parlé	je	serai	passé(e)
tu	auras	parlé	tu	seras	passé(e)
il	aura	parlé	il	sera	passé
elle	aura	parlé	elle	sera	passée
nous	aurons	parlé	nous	serons	passé(e)s
vous	aurez	parlé	vous	serez	passé(e)(s)
ils	auront	parlé	ils	seront	passés
elles	auront	parlé	elles	seront	passées

[\[edit\]](#)

#### Use

Phrases constructed in the future perfect tense mean "will have \_\_\_ed" in both French and English. This construction is used to say that before an event occurs, something else "will have" occurred by that time.

[\[edit\]](#)



## G: Demonstrative Pronouns

[\[edit\]](#)

## G: Stating *If...*

[\[edit\]](#)

## V: News

un quotidien	a daily newspaper
un hebdomadaire	a weekly magazine
l'actualité	news, current events
les nouvelles	news
les faits divers	local news items
se tenir informé(e)	to stay informed
la une	the frontpage

[\[edit\]](#)

## V: France's Role in Global Politics

[\[edit\]](#)

## V: French Social Problems

le cambrioleur	burglar
un voleur	a thief
l'incendie (f.)	fire
le vandalisme	vandalism
l'acte de terrorisme (m.) or un attentat	terrorism
la criminalité	crime

[\[edit\]](#)

## V: European Union

[\[edit\]](#)

# V: French Government



French government

- **L'élection présidentielle :**

- Le président de la république est élu pour 5 ans au suffrage universel direct. L'élection comporte 2 tours : au premier tour la plupart des partis, petits ou grands, proposent un candidat. Il existe aussi de nombreux candidats soutenus par aucun parti. Il y a souvent entre 10 et 15 candidats au premier tour. Les 2 candidats arrivant en tête au premier tour s'affrontent lors du deuxième tour. En général, il y a un candidat du PS et un candidat de l'UMP au deuxième tour.
- En 2001, à la surprise générale, Jean-Marie Le Pen (FN) est arrivé deuxième au premier tour devant Lionel Jospin (PS). Le second tour a donc opposé Jacques Chirac (UMP) et Jean-Marie Le Pen (FN). Jacques Chirac l'a largement emporté avec 80% des voix.
- Le Président de la République est le chef des armées et il désigne le Premier Ministre.

- **L'Assemblée Nationale :**

- Les députés sont élus au suffrage universel direct à 2 tours.
- Les députés peuvent renversé le gouvernement si la politique qu'il conduit ne leur convient pas. Le Premier Ministre doit alors démissionner. Le Président de la République est donc obligé de choisir un Premier Ministre ayant la majorité des députés à l'Assemblée Nationale.
- L'Assemblée Nationale vote les lois proposées par le gouvernement.

- **Le sénat :**

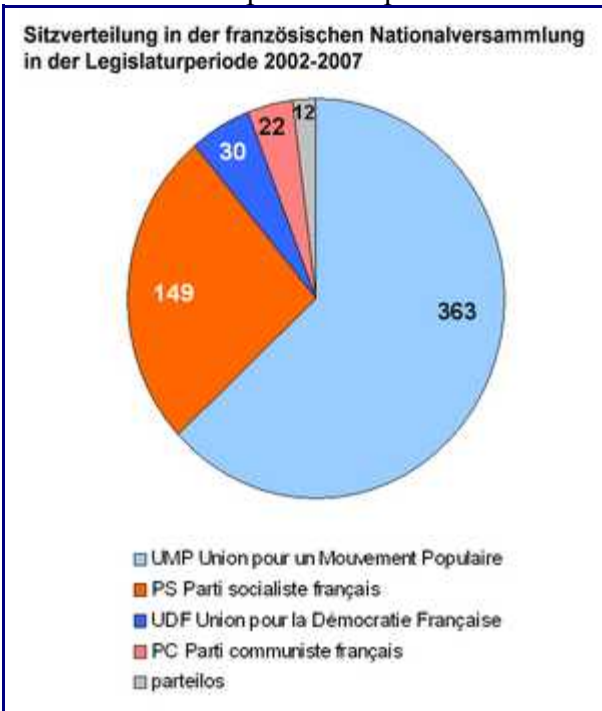
Il est élu au suffrage indirect : seul les maires et les autres élus peuvent voter pour les sénateurs. Les sénateurs peuvent modifier certaines lois mais ont assez peu de pouvoir.

[\[edit\]](#)

## V: French Politics



President of the Republic Jacques Chirac on the right.



French political party division.

# GRAMMAR

---

# Adjectives

---

## Regular Formation

[\[edit\]](#)

### Spelling

Most adjective changes occur in the following manner:

- Feminine: add an -e to the masculine form
  - un garçon intéressant --> une fille intéressante
  - un ami amusant --> une amie amusante
  - un camion lent --> une voiture lente
- Plural: add an -s to the singular form
  - un garçon intéressant --> des garçons intéressants
  - une fille intéressante --> des filles intéressantes

[\[edit\]](#)

### Pronunciation

Generally, the final consonant is pronounced only when it comes before an -e. Most adjectives, such as those above, are affected by this rule.

- Masculine Pronunciation: *intéressan, amusant, lent*
- Feminine Pronunciation: *intéressante, amusante, lente*

[\[edit\]](#)

## Irregular Formation

[\[edit\]](#)

### Irregular Plural Formation

		Examples					
	M Sing.	--> >	M. Pl.	Masc. Singular	--> >	Masc. Plural	Notes
No	-s		-s	un plafond bas		des plafonds	

	-x		un gros porc	bas	
			un homme	des gros porc	
<b>change</b>		-x	généreux	des hommes	
			un garçon	généreux	
	-z		furieux	des garçons	
			un gaz	furieux	
		-z	dangereux	des gaz	
				dangereux	
	-au	-aux	un journal	des journaux	<b>Exceptions:</b> landau (landaus), sarrau (sarraus)
	-eu	-eux	un pieu		<b>Exceptions:</b> bleu (bleus), pneu (pneus)
	-eau	-eaux	un château	des pieux	
	-al	-aux	un journal	des châteaux	
				des journaux	<b>Exceptions:</b> bal, cal, carnaval, chacal, festival, pal, récital et régal take an 's'
<u>  </u> x					<b>Notes:</b> While most -ou adjectives have an s added in the plural form, seven are the exception. These are:
	-ou	-oux	un bijou	des bijoux	un bijou (des bijoux, <i>jewel</i> ), un caillou (des cailloux, <i>stone</i> ), un pou (des poux, <i>louse</i> ), un joujou (des joujoux, <i>toy</i> ), un chou (des choux, <i>cabbage</i> ), un hibou (des choux, <i>owl</i> ), un genou (des genoux, <i>knee</i> )

[\[edit\]](#)

## Irregular Feminine Formation

### Examples

	Masc.	Fem.	Masculine	-->	Feminine	Notes
<b>No change</b>	-e					
	-el					
	-il					
<b>Final</b>	-on					
<b>Consonant</b>	-en		égoïste, populaire, sociable,			* When the masc. form ends in an -e, there is no change.
<b>Doubled</b>	-os	-e	timide,			* The final consonant is pronounced on the masc. form.
	-as		énergique, dynamique,			
	-as		sympathique			
<b>-eux</b>						
<b>change</b>	-eux					
<b>-if</b>						
<b>change</b>	-if					

<b>er</b> change	-er	-elle	cruel	cruelle	When an adjective has one of these endings, the ending of the feminine form is doubled. There is no change of pronunciation when changing from -el to -elle and -il to -ille. -on is pronounced <i>ohh<sub>n</sub></i> and -onne is pronounced <i>uhh<sub>n</sub>e</i> . -en is pronounced <i>eu<sub>h</sub>n</i> and -enne is pronounced <i>eh<sub>n</sub>e</i> . -os is pronounced <i>oh</i> and -osse is pronounced <i>oh<sub>s</sub>e</i> . -as is pronounced <i>ah</i> and -asse is pronounced <i>ah<sub>s</sub>e</i> . -eux is pronounced <i>eu<sub>h</sub>h</i> and -euse is pronounced <i>eu<sub>h</sub>s<sub>s</sub>e</i> .  -er is pronounced <i>ay</i> and -ère is pronounced <i>air</i> . -et is pronounced <i>ay</i> and -ète is pronounced <i>ette</i> .		
		-ille	gentil	gentille			
		-onne	bon breton	bonne bretonne			
		-enne	ancien parisien	ancienne parisienne			
		-osse	gros	grosse			
		-asse	bas				
		-euse	furieux généreux	basse			
		<b>-et</b> change	-et	-ive		sportif actif	
				-ère		étranger cher	furieuse généreuse sportive active
				-ète		inquiet complet	étrangère chère inquiète complète

[\[edit\]](#)

## Special Rules

[\[edit\]](#)

### Adjectives That Precede Nouns

[\[edit\]](#)

#### List

Adjectives that are used frequently go before nouns. These are:

- beau nouveau vieux
- bon mauvais petit grand
- long joli jeune gros

[\[edit\]](#)

### Changes in Meaning

When grand goes before a noun, it means great. However, when it goes after the noun, it means tall. Likewise, when pauvre goes before a noun, it means unfortunate. When it comes after the noun, it means financially poor. This rule works most of the time, but be careful, "pauvre" can mean

"financially poor" even when used before the nouns.

[\[edit\]](#)

## Beau, Nouveau, and Vieux

	<b>Masc. Sing. Cons.</b>	<b>Masc. Sing Vowel</b>	<b>Masc. Plural</b>	<b>Fem. Sing. (all)</b>	<b>Fem. Plural</b>
<b>Beau</b>	un beau garçon	un bel individu	de beaux garçons	une belle fillette	de belles fillettes
<b>Nouveau</b>	un nouveau camion	un nouvel ordre	de nouveaux ordres	une nouvelle idée	de nouvelles idées
<b>Vieux</b>	un vieux camion	un vieil ordre	de vieux camions	une vieille idée	de vieilles idées

[\[edit\]](#)

## Possessive Adjectives

In English, we say "her car" when the owner of the car is a woman and "his car" when the owner is a man. In French, they say "sa voiture" even if the owner is a male. It is not the owner who determines the gender of the possessive adjective but the object owned.

First person singular - mon, ma, mes

Second person singular (informal) - ton, ta, tes

Third person singular - son, sa, ses

First person plural - notre, notre, nos

Second person plural (and polite form) - votre, votre, vos

Third person plural - leur, leur, leurs



# Adverbs

---

French adverbs, like their English counterparts, are used to modify [French/Grammar/Adjectives](#), other adverbs, and [French/Grammar/Verbs](#) or clauses. They do not display any inflection; that is, their form does not change to reflect their precise role, nor any characteristics of what they modify.

[\[edit\]](#)

## Formation

In French, as in English, most adverbs are derived from adjectives. In most cases, this is done by adding the suffix *-ment* ("-ly") to the adjective's feminine singular form. For example, the feminine singular form of *lent* ("slow") is *lente*, so the corresponding adverb is *lentement* ("slowly"); similarly, *heureux* → *heureusement* ("happy" → "happily").

As in English, however, the adjective stem is sometimes modified to accommodate the suffix:

- If the adjective ends in an *i*, then *-ment* is added to the masculine singular (default) form, rather than to the feminine singular form:
  - *vrai* → *vraiment* ("real" → "really")
  - *poli* → *poliment* ("polite" → "politely")
- If the adjective ends in *-ant* or *-ent*, then the corresponding adverb ends in *-amment* or *-emment*, respectively:
  - *constant* → *constamment* ("constant" → "constantly")
  - *récent* → *récemment* ("recent" → "recently")
- Some adjectives make other changes:
  - *précis* → *précisément* ("precise" → "precisely")
  - *gentil* → *gentiment* ("nice" → "nicely")

Some adverbs are derived from adjectives in completely irregular fashions, not even using the suffix *-ment*:

- *bon* → *bien* ("good" → "well")
- *mauvais* → *mal* ("bad" → "badly")
- *meilleur* → *mieux* ("better"-adjective → "better"-adverb)
- *pire* → *pis* ("worse"-adjective → "worse"-adverb)

And, as in English, many common adverbs are not derived from adjectives at all:

- *ainsi* ("thus" or "thusly")

[\[edit\]](#)

# Placement

The placement of French adverbs is almost the same as the placement of English adverbs.

An adverb that modifies an adjective or adverb comes before that adjective or adverb:

- *complètement vrai* ("completely true")
- *pas possible* ("not possible")
- *tellement discrètement* ("so discreetly")

An adverb that modifies an [Infinitive](#) (verbal noun) generally comes after the infinitive:

- *marcher lentement* ("to walk slowly")

But negative adverbs, such as *pas* ("not"), *plus* ("not any more"), and *jamais* come before the infinitive:

- *ne pas marcher* ("not to walk")

An adverb that modifies a main verb or clause comes either after the verb, or before the clause:

- *Lentement il commença à marcher* or *Il commença lentement à marcher* ("Slowly, he began to walk" or "He began slowly to walk").

Note that, unlike in English, this is true even of negative adverbs:

- *Jamais je n'ai fait cela* or *Je n'ai jamais fait cela* ("Never have I done that" or "I've never done that")

[\[edit\]](#)

## List of Common Adverbs

- après

1. afterwards

*On va au cinéma après*

*We'll go the cinema afterwards*

2. also a preposition

# Gender

---

## Gender of Nouns

In French, all nouns have a **grammatical gender**, that is, they are masculine or feminine for the purposes of grammar only.

Most nouns that express entities with gender (people and animals) use both a feminine form and a masculine form, for example, the two words for "actor" in French are *acteur* (**m**) and *actrice* (**f**).

The nouns that express entities without gender (e.g., objects and abstract concepts) have only one form. This form can be masculine or feminine. For example, *la voiture* (the car) can only be feminine; *le stylo* (the pen) can only be masculine.

There are some nouns that express entities with gender for which there is only one form, which is used regardless of the actual gender of the entity, for example, the word for person; *personne*; is always feminine, even if the person is male, and the word for teacher; *professeur*; is always masculine even if the teacher is female.

### Examples

French Grammar • Gender • <a href="#">audio</a> (info • 113 kb • <a href="#">help</a> )			
Gender of Nouns • Genre des Noms			
Masculine		Common Endings Used With Masculine Nouns:	
le cheval	the horse	<b>-age</b>	le fromage the cheese
le chien	the dog	<b>-r</b>	le professeur the teacher
le livre	the book	<b>-t</b>	le chat the cat
le bruit	the noise	<b>-isme</b>	le capitalisme capitalism
Feminine		Common Endings Used With Feminine Nouns:	
la colombe	the dove	<b>-ie</b>	la boulangerie the bakery
la chemise	the shirt	<b>-ion</b>	la nation the nation
la maison	the house	<b>-ite/-ité</b>	la fraternité

			brotherhood
la liberté	liberty	<b>-nce</b>	la balance the scales
		<b>-nne</b> <b>-mme</b> <b>-lle</b>	la fille the girl l'indienne the Indian

Unfortunately, there are many exceptions in French which can only be learned. There are even words that are spelled the same, but have a different meaning when masculine or feminine; for example, *un livre* (**m**) means a book, but *une livre* (**f**) means a pound! Some words that appear to be masculine (like *la photo*, which is actually short for *la photographie*) are in fact feminine, and vice versa. Then there are some that just don't make sense; *la foi* is feminine and means a belief, whereas *le foie* means liver. To help overcome this hurdle which many beginners find very difficult, be sure to learn the genders along with the words.

[\[edit\]](#)

## Definite and Indefinite Articles

[\[edit\]](#)

### The Definite Article

In English, the definite article is always "the".

In French, the definite article is changed depending on the noun's:

1. Gender
2. Plurality
3. First letter of the word

There are three definite articles and an abbreviation. "Le" is used for masculine nouns, "La" is used for feminine nouns, "Les" is used for plural nouns (both masculine or feminine), and "L' " is used when the noun begins with a vowel or silent "h" (both masculine or feminine). It is similar to english, where "a" changes to "an" before a vowel.

French Grammar • Gender • <a href="#">audio</a> (info • 78 kb • <a href="#">help</a> )				
The Definite Article • L'article défini				
singular	feminine	la	la fille	the daughter
	le	le fils	the son	
singular, starting with a vowel sound		l'	l'enfant	the child
plural		les	les filles	the daughters
			les fils	the sons
			les enfants	the children

Note: Unlike English, the definite article is used to talk about something in a general sense, a general statement or feeling about an idea or thing.

[\[edit\]](#)

## The Indefinite Article

In English, the indefinite articles are "a" and "an". "Some" is used as a plural article in English.

Again, indefinite articles in French take different forms depending on gender and plurality. The articles "Un" and "une" literally mean "one" in French.

French Grammar • Gender • <a href="#">audio</a> (info • 55 kb • <a href="#">help</a> )				
The Indefinite Article • L'article indéfini				
singular	feminine	une	une fille	a daughter
	masculine	un	un fils	a son
plural		des	des filles	some daughters
			des fils <sup>1</sup>	some sons

<sup>1</sup>"des fils" does mean "some sons" but is an homograph: it can also mean "some threads"

Also note that *des*, like *les* is used in French before plural nouns when no article is used in English. Let's imagine you are looking at photographs in an album. In English, we would say "I am looking at photographs." In French, you cannot say, "Je regard photographs," you must tell which photographs you are looking at using an article. If you were looking at a set of *specific* pictures, you would say "Je regarde *les* photographs." ("I am looking at *the* photographs.") If you were just flipping through the album, looking at nothing in particular, you would say, "Je regard *des* photographs." ("I am looking at *some* photographs.")

[\[edit\]](#)

## Subject pronouns

French has six different types of pronouns: the 1st, 2nd, and 3rd person singular and the 1st, 2nd, and 3rd person plural.

French Grammar • Gender • <a href="#">audio</a> (info • 61 kb • <a href="#">help</a> )			
Subject Pronouns • Les pronoms soumis			
1st person	singular	je	I
	plural	nous	we
2nd person	singular	tu	you
	plural	vous	you
3rd person	singular	il, elle, on	he, she, one
	plural	ils, elles	they (masculine) they (feminine)

When referring to more than one person in the 2nd person, "vous" must be used. When referring to a

single person, “vous” or “tu” may be used depending on the situation; see notes in lesson 1.

In addition to the nuances between *vous* and *tu*, as discussed in lesson 1, French pronouns carry meanings that do not exist in English pronouns. The French third person "on" has several meanings, but most closely matches the now archaic English "one". While in English, "One must be very careful in French grammar" sounds old-fashioned, the French equivalent "On doit faire très attention à la grammaire française" is quite acceptable. Also, while the third person plural "they" has no gender in English, the French equivalents "ils" and "elles" do. However, when pronounced, they normally sound the same as "il" and "elle", so distinguishing the difference requires understanding of the various conjugations of the verbs following the pronoun. Also, if a group of people consists of **both** males and females, the male form is used, even if there is only one male in a group of thousands of females.

In everyday language, “on” is used, instead of “nous”, to express “we”; the verb is always used in the 3rd person singular. For example, to say "We (are) meeting at 7 o'clock", you could say either “*On se rencontre au cinéma à sept heures.*” (colloquial) or “*Nous nous rencontrons au cinéma à sept heures.*” (formal). For more, see [the Wikipedia entry](#).

# Negation

---

## *ne...pas*

- Simple negation is done by wrapping *ne...pas* around the verb.
  - Je ne vole pas. - I do not steal.
- In a perfect tense, *ne...pas* wraps around the auxiliary verb, not the participle.
  - Je n'ai pas volé. - I have never stolen.
- When an infinitive and conjugated verb are together, *ne...pas* usually wraps around the conjugated verb.
  - Je ne veux pas voler. - I do not want to steal.
- *ne pas* can also go directly in front of the infinitive for a different meaning.
  - Je veux ne pas voler. - I want to not steal.
- *ne* goes before any pronoun relating to the verb it affects.
  - Je ne le vole pas. - I did not steal it.

[\[edit\]](#)

## Other Negative Expressions

ne...aucun(e)	not any, none, no
ne...jamais	never
ne...ni...ni	neither...nor
ne...pas du tout	not at all
ne...pas encore	not yet
ne...personne	nobody
ne...plus	no longer

- *ne...personne* wraps around the entire verb set.
  - Je ne l'ai donné à personne. - I did not give it to anyone.
  - Je ne veux le donner à personne. - I do not want to give it to anybody.
- *ne...ni...ni* requires two objects, either direct or indirect, and comes before them.
  - Je ne l'ai donné ni à mon frère, ni à ma sœur. - I gave it neither to my brother nor my sister.
  - Je ne peux voir ni mon frère ni ma sœur. - I am not able to see neither my brother nor my sister.
- In *ne...aucun(e)*, *aucun(e)* goes before an object.
  - Il n'a aucun ami. Aucun. - He has no friend. None.
  - Il n'a aucune feuille de papier. Aucune. - He has no sheet of paper. None.

[\[edit\]](#)

## Spoken French

Now, the 'ne' sometimes disappears when one speaks. However, it is always used in written French and in formal conversations.

- Je l'ai donné à personne (I didn't give it to anyone)
- Je sais pas (I don't know)



# Prepositions

---

## Common Prepositions

Preposition	Translation	Example	Notes
à	1. to	<i>Je vais à Paris.</i> -- <i>I am going to Paris.</i>	-Expresses a report/ratio of place (to), time (at), possession (of or 's), means, manner, price. - Introduced a complement of indirect object or a complement of attribution, a complement of the name or adjective.
	2. at	<i>Je pars à cinq heures.</i> -- <i>I am leaving at five</i>	
	3. of	<i>C'est un ami à moi.</i> -- <i>This is a friend of mine.</i>	
	4. in	<i>C'est la voiture à John.</i> -- <i>This is John's car.</i>	
à côté de	next to, besides		
à l'intérieur de	inside		Alternative: dedans (rarely used as a preposition)
après	after	On mange <b>après</b> avoir bu We eat <b>after</b> we drink	Also an adverb.
au-delà	beyond		
avec	with		
chez	at the home of		
contre	against	<i>La paille est contre la maison</i> <i>the straw is against the house</i>	
dans	in		Synonym: en Also an indefinite article. Contractions: du, des <a href="#">IPA</a> : /dɑ̃/
de	1. of, from 2. about		
dehors	outside		
derrière	behind		
devant	in front of		
en	in		Used mostly to indicate distance in time or space. Also a pronoun.
entre	between		Also a conjugation of the verb <i>entrer</i> .
ici	here		
loin de	far		
par	1. through		Also a noun: <i>le par</i> - ( <i>golf</i> ) <i>par</i>

près de	2. by, for near	
pour	for	<a href="#">IPA</a> : /pur/
sans	without	
selon	1. according to 2. in accordance with	
sous	below, under	Related term: dessous Also a noun: <i>m pl</i> of <i>sou</i> - penny, <i>wothless thing, peanuts</i>
sur	1. on 2. upon 3. on top of 4. above 5. out of 6. <i>sept sur dix</i> (seven out of ten)	Synonyms: au-dessus de (above) Antonyms: sous (below, under) Antonyms: dessous, au-dessous-de (below) Also an adjective: <i>m sing</i> , meaning <i>sour</i> <a href="#">IPA</a> : /syr/ ( <a href="#">audio</a> )

# Pronouns

---

## Subject Pronouns

- First person singular (I, me) - Je, moi
- Second person singular (you) - Vous (polite), Tu (informal, well-known acquaintances only)
- Third person singular (he, she) - Il (male), Elle (female)
- First person plural (we) - Nous
- Second person plural (you) - Vous
- Third person plural (them) - Ils (male), Elles (female)

[\[edit\]](#)

## *me, te, nous, and vous*

- Direct and Indirect Object Pronouns

[\[edit\]](#)

## Meanings

- *me* - me, to me
- *te* - you, to you (singular, informal)
- *lui* - to him
- *nous* - us, to us
- *vous* - you, to you (plural, formal)
- *leurs* - to them

[\[edit\]](#)

## Place in sentences

- These pronouns are placed before the verb that they modify
  - Je te vois. - I see you.
  - Je veux te voir. - I want to see you.
- If a perfect tense is used, these pronouns go before the auxiliary verb.
  - Je t'ai vu. - I saw you.

[\[edit\]](#)

## Direct Object Replacement

- Il me voit. - He sees me.
- Il te voit. - He sees you.
- Il nous voit. - He sees us.
- Il vous voit. - He sees you.

[\[edit\]](#)

## Indirect Object Replacement

- Il m'appelle. - He calls to me.
- Il te le jette. - He throws it to you.
- Il nous le jette. - He throws it to us.
- Il vous le jette. - He throws it to you.

[\[edit\]](#)

## *le, la, and les*

*le, la, and les* are called direct object pronouns, because they are pronouns that are, you guessed it, used as direct object. A direct object is a noun that receives the action of a verb.

- Il jette *la boule*. - He throws *the ball*.

In the above sentence *la boule* is the direct object.

You have learned earlier that names and regular nouns can be replaced by the subject pronouns (*je, tu...*). Similarly, direct objects, such as "*la boule*", can be replaced by pronouns.

- *le* - replaces a masculine singular direct object
- *la* - replaces a feminine singular direct object
- *l'* - replaces *le* and *la* if they come before a vowel
- *les* - replaces plural direct objects, both masculine and feminine

The direct object pronouns come before the verb they are linked to.

- Il *la* jette. - He throws it.
- Il *les* jette. - He throws them.

[\[edit\]](#)

## *lui and leur*

Indirect objects are prepositional phrases with the object of the preposition. An indirect object is a noun that receives the action of a verb.

- Il jette la boule à Jacques. - He throws the ball to Jack.
- Il jette la boule à Marie. - He throws the ball to Mary.
- Il jette la boule à Jacques et Marie. - He throws the ball to Jack and Mary.

*Lui* and *leur* are indirect object pronouns. They replace nouns referring to people and mean *to him/her*

and *to them* respectively.

- *lui* - replaces a singular masculine or feminine indirect object referring to a human
- *leur* - replaces a plural masculine or feminine indirect object referring to a human

An example follows:

- Il lui jette la boule. - He throws the ball to him.
- Il lui jette la boule. - He throws the ball to her.
- Il leur jette la boule. - He throws the ball to them.

Whether *lui* means *to him* or *to her* is given by context.

In English, "He throws *him* the ball" is also said, and means the same thing.

When used with the direct object pronouns *le*, *la*, and *les*, *lui* and *leur* come after those pronouns.

- Il la lui jette. - He throws it to him.

Note that while *le*, *la*, and *les* are used to replace people or inanimate objects, *lui* and *leur* are not used to replace inanimate objects and things.

Also note that unlike *le* and *la*, which are shortened to *l'* when followed by a vowel, *lui* is never shortened

[\[edit\]](#)

## y

[\[edit\]](#)

### **Indirect Object Pronoun - *to it, to them***

The French pronoun *y* is used to replace an object of a prepositional phrase introduced by *à*.

- Je réponds aux questions. - J' y réponds.
- I respond to the questions. - I respond to them.

Note that *lui* and *leur*, and not *y*, are used when the the object refers the a person or persons.

[\[edit\]](#)

### **Replacement of Places - *there***

The French pronoun *y* replaces a prepositional phrase referring to a place that begins with any preposition except *de* (for which *en* is used).

- Les hommes vont en France. - Les hommes y vont.
- The men go to France - The men go there.

Note that *en*, and not *y* is used when the object is of the preposition *de*.

[\[edit\]](#)

## Idioms

- Ça y est! - It's Done!
- J'y suis! - I get it!

[\[edit\]](#)

## *en*

[\[edit\]](#)

## Replacement of a Partitive Construction

[\[edit\]](#)

## Replacement of Quantified Nouns

[\[edit\]](#)

## Replacement of Phrases with *de*

- The pronoun *en* replaces prepositional phrases beginning with *de* if the object of the preposition is referring to a thing or place.
  - Je viens de Paris. - I come from Paris.
  - J' en viens. - I come from it.
- Note that stress pronouns, and not *en* are used if the object refers to a person or persons.

[\[edit\]](#)

## Pronoun Order

[\[edit\]](#)

## Order Chart

If a sentence uses no infinitive, the pronouns are embedded as follows:

Subject Pronoun (or noun)	Neg	Direct or Indirect	Direct Obj Pronouns	Indirect Objects		Neg
je		me				
tu		te	le			
il (elle)	ne	nous	la	lui	y en	pas
nous		vous	l'	leur	conjugated verb	plus
vous		se (reflexive)	les			past participle
ils (elles)						etc...

If a sentence uses an infinitive, the pronouns are embedded as follows:

<b>Subject Pronoun (or noun)</b>	<b>Neg</b>	<b>Neg</b>	<b>Direct or Indirect</b>	<b>Direct Obj Pronouns</b>	<b>Indirect Objects</b>
je			me	le	
tu			te	la	
il (elle)	ne	conjugated	nous	l'	lui
nous		verb	vous	les	leur
vous			se (reflexive)		
ils (elles)					
		pas plus etc...			y en infinitive
		past participle			

[\[edit\]](#)

## Order Rules

- When a sentence uses the indirect object pronouns *me*, *te*, *nous*, and *vous* with the direct object pronouns *le*, *la*, and *les*, *me*, *te*, *nous*, and *vous* go first.
  - Il me le donne. - He gave it to me.
- When a sentence uses the indirect object pronouns *lui* and *leur* with the direct object pronouns *le*, *la*, and *les*, *le*, *la*, and *les* go first.
  - Il le lui donne. - He gave it to him/her.
- When *y* is used in the same sentence as other pronouns, *y* goes after all of them with the exception of *en*.
  - Il m'emmène à Paris. - He takes me to Paris.
  - Il m'y emmène. - He takes me there.
- *Y* in conjunction with *en* is only used a few times.
  - Il y en a. - There exist several ones.
- When there are two pronouns in a sentence, *en* always go last.

[\[edit\]](#)

## L'impératif

When expressing positive commands, there are several rules one must remember when using object pronouns. These are:

- The pronouns are attached to the verb with a hyphen.
  - Retrouve-la. - Find it.
- Me and Te become *moi* and *toi*.
  - Donnez-moi les vidéos. - Give me the videos.
- *Le*, *la*, and *les* precede all other object pronouns.
  - Donnez-le-moi. - Give it to me.

[\[edit\]](#)

## Possessive Pronouns

Possessive pronouns replace possessive article + noun sets.

**French Grammar • Pronouns • [audio \(upload\)](#)  
Possesive Pronouns • Les pronoms possessifs**

mon copain my friend	ton copain your friend	son copain his/her friend	notre copain our friend	votre copain your friend	leur copain their friend
<b>le mien</b> <b>mine</b>	<b>le tien</b> <b>yours</b>	<b>le sien</b> <b>his/hers</b>	<b>le nôtre</b> <b>ours</b>	<b>le vôtre</b> <b>yours</b>	<b>le leur</b> <b>theirs</b>
mes copains my friends	tes copains your friends	ses copains his/her friends	nos copains our friends	vos copains your friends	leurs copains their friends
<b>les miens</b> <b>mine</b>	<b>les tiens</b> <b>yours</b>	<b>les siens</b> <b>his/hers</b>	<b>les nôtres</b> <b>ours</b>	<b>les vôtres</b> <b>yours</b>	<b>les leurs</b> <b>theirs</b>
ma copine my friend	ta copine your friend	sa copine his/her friend	notre copine our friend	votre copine your friend	leurs copine their friend
<b>la mienne</b> <b>mine</b>	<b>le tienne</b> <b>yours</b>	<b>le sienne</b> <b>his/hers</b>	<b>la nôtre</b> <b>ours</b>	<b>la vôtre</b> <b>yours</b>	<b>la leur</b> <b>theirs</b>
mes copines my friends	tes copines your friends	ses copines his/her friends	nos copines our friends	vos copines your friends	leurs copines their friends
<b>les miennes</b> <b>mine</b>	<b>les tiennes</b> <b>yours</b>	<b>les siennes</b> <b>his/hers</b>	<b>les nôtres</b> <b>ours</b>	<b>les vôtres</b> <b>yours</b>	<b>les leurs</b> <b>theirs</b>

- Vous avez votre voiture? - You have your car?
- Oui, nous avons la nôtre. - Yes, we have ours.

À + a stress pronoun is used when the noun replaced is also the subject of the sentence. This usually occurs in sentences with être.

- Elle est ta voiture? - Is that your car?
- Oui, elle est à moi. - Yes, it is mine.



# Sentences

---

## Subject - Verb - Direct Object - Indirect Object

[\[edit\]](#)

## If...

Si...

[\[edit\]](#)

## Interrogation

[\[edit\]](#)

## Formation

[\[edit\]](#)

## Intonation

[\[edit\]](#)

## Est-ce que...

[\[edit\]](#)

## Inversion

[\[edit\]](#)

## Question Words

- Où? - Where?
- Quand? - When?
- Pourquoi? - Why?
- Comment? - How?

[\[edit\]](#)

## Commands

*Main article: [French/Grammar/Tenses/Imperative](#)*

# Tenses

---

## Moods

- [L'Indicatif \(The Indicative Mood\)](#)
- [L'Impératif \(The Imperative Mood\)](#)
- [Le Conditionnel \(The Conditional Mood\)](#)
- [Le Subjonctif \(The Subjunctive Mood\)](#)

[\[edit\]](#)

## Verb Tenses Sorted by Mood

[\[edit\]](#)

### L'infinitif (The Infinitive)

- [L'infinitif \(The Infinitive\)](#)
- [L'infinitif passé; \(The Past Infinitive\)](#)

[\[edit\]](#)

### L'indicatif (The Indicative Mood)

#### **Simple Tenses**

[Présent de l'indicatif](#) (Present Indicative)

[Imparfait de l'indicatif](#) (Imperfect)

[Passé simple](#) (Literary Past)

[Futur](#) (Future)

#### **Perfect Tenses**

[Passé composé](#) (Past)

[Le plus-que-parfait de l'indicatif](#) (Farthest Past Indicative)

[Passé antérieur](#) (Farther Past)

[Futur antérieur](#) (Future Past)

[Passé du subjonctif](#) (Subjunctive Past)

#### **Components of Perfect Tenses**

[Participe présent](#) (Present Participle)

[Participe passé](#) (Past Participle)

[Auxiliary Verb](#)

## Other Tenses

[Passé récent](#) (Near Past)

[Futur proche](#) (Near Future)

[\[edit\]](#)

## [Le subjonctif \(The Subjunctive Mood\)](#)

- [Le subjonctif \(The Subjunctive\)](#)
- [L'imparfait du subjonctif \(The Imperfect Subjunctive\)](#)
- [Le subjonctif passé \(The Past Subjunctive\)](#)
- [Le plus-que-parfait du subjonctif \(The Pluperfect Subjunctive\)](#)

[\[edit\]](#)

## [L'impératif \(The Imperative Mood\)](#)

- [L'impératif \(The Imperative\)](#)
- [L'impératif passé \(The Past Imperative\)](#)

[\[edit\]](#)

## [Le conditionnel \(The Conditional Mood\)](#)

- [Le conditionnel \(The Conditional\)](#)
- [Le conditionnel passé \(The Past Conditional\)](#)
- [Le deuxième forme du conditionnel passé \(The Second Form of the Past Conditional\)](#)

[\[edit\]](#)

## Verb Tenses Sorted by Type

[\[edit\]](#)

### Simple Tenses

[Présent de l'indicatif](#) (Present Indicative)

[Imparfait de l'indicatif](#) (Imperfect)

[Passé simple](#) (Literary Past)

[Futur](#) (Future)

[Conditionnel](#) (Conditional)

[Présent du subjonctif](#) (Present Subjunctive)

[Imparfait du subjonctif](#) (Imperfect Subjunctive)

[\[edit\]](#)

## Perfect Tenses

[Passé Composé](#) (Perfect Past)

[Plus-que-parfait de l'indicatif](#) (Farthest Past Indicative)

[Plus-que-parfait du subjonctif](#) (Farthest Past Subjunctive)

[Passé antérieur](#) (Farther Past)

[Futur antérieur](#) (Future Past)

[Conditionnel passé](#) (Conditional Past)

[Passé du subjonctif](#) (Subjunctive Past)

[\[edit\]](#)

## Perfect Tense Components

[Participe présent](#) (Present Participle)

[Participe passé](#) (Past Participle)

[Auxiliary Verb](#)

[\[edit\]](#)

## Other Tenses

[Passé récent](#) (Recent Past)

[Futur proche](#) (Near Future)

[L'Impératif \(Imperative\)](#)

[L'impératif passé \(Past Imperative\)](#)

# Verbs

---

- [Irregular Verb Conjugations](#)
- [Verb Negations](#)
- [Reflexive verbs](#)
- [Verb Tenses](#)

## General Notes

- The masculine form and feminine form of the third person are conjugated in exactly the same manner. Instead of mentioning both, only the masculine form will be used for the sake of brevity. One may assume that *il* includes *elle* and *ils* includes *elles* unless the context clearly indicates otherwise.
- In tables showing the endings or conjugations of verbs, an accent mark is shown without a letter below it indicates that the accent mark is placed above the last letter of the stem.
- Derivatives of a verb are conjugated in the same manner as that verb. For instance, *devenir* and *revenir* follow the same patterns as *venir*. In this appendix, when the conjugation of the root verb is given, it is assumed that the reader will know that derivative verbs are similarly conjugated.
- The verb tenses here are organized by mood. The general uses of a particular mood will be covered in the page linkd to by the section heading.
- Literary tenses, which are only used in formal writing, are in *italics*.

# Appendices

---

# Dates, Time, and Numbers

---

## Les jours de la semaine

- The days of the week. [lay jzoor duh lah suhmen]

French Vocabulary • Dates, time, and numbers • [audio](#) ([upload](#))  
The Days of the Week • Les jours de la semaine.

#	French	Pronunciation	English	Origin
1	lundi	<i>luh<sub>n</sub>dee</i>	Monday	Moon
2	mardi	<i>mahrdee</i>	Tuesday	Mars
3	mercredi	<i>maircruhdee</i>	Wednesday	Mercury
4	jeudi	<i>juhdee</i>	Thursday	Jupiter
5	vendredi	<i>vah<sub>n</sub>druhdee</i>	Friday	Venus
6	samedi	<i>sahmdee</i>	Saturday	Saturn
7	dimanche	<i>deemah<sub>n</sub>sh</i>	Sunday	Sun

- The days of the week are not capitalized in French.
- For phrases relating to the day of the week, see [the phrasebook](#).

[\[edit\]](#)

## Les mois de l'année

- The months of the year. [lay mwah duh lahnay]

French Vocabulary • Dates, time, and numbers • [audio](#) ([upload](#))  
The Months of the Year • Les mois de l'année

#	French	Pron.	English
01	janvier	<i>jzah<sub>n</sub>veeyay</i>	January
02	février	<i>fayvreeyay</i>	February
03	mars	<i>mahrse</i>	March
04	avril	<i>ahvrill</i>	April
05	mai	<i>maye</i>	May
06	juin	<i>jzwa<sub>n</sub></i>	Juin
07	juillet	<i>jzooeeyay</i>	July



08	août	<i>oot/oo</i>	August
09	septembre	<i>septah<sub>m</sub>bruh</i>	September
10	octobre	<i>oktuhbruh</i>	October
11	novembre	<i>novah<sub>m</sub>bruh</i>	November
12	decembre	<i>daysah<sub>m</sub>bruh</i>	December

- The months of the year are not capitalized in French.
- For phrases relating to the months of the year, see [the common French phrases appendix](#)

[\[edit\]](#)

## V: Seasons

[le printemps](#) spring  
[l'été](#) summer  
[l'automne](#) autumn  
[l'hiver](#) winter

[\[edit\]](#)

## Les numéros

French Vocabulary • Dates, time, and numbers • <a href="#">audio</a> (info • 337 kb • help)											
Numbers • Les nombres											
Cardinal Numbers 001-019				Ordinal Numbers 001-010					Cardinal Numbers 020-029		
#	French	Pron.	English	#	French	Pronunciation	Abbr.	English	#	French	Pronunciation
000	zéro	<i>zairo</i>	zero						020	vingt	<i>vahn</i>
001	un	<i>uh<sub>n</sub></i>	one	1 <sup>st</sup>	premier(ère)	<i>prem me ay (air)</i>	1 <sup>er</sup>	first	021	vingt et un	<i>vahntay uh<sub>n</sub></i>
002	deux	<i>deuh</i>	two	2 <sup>nd</sup>	deuxième	<i>deuhzee ehm</i>	2 <sup>ième</sup>	second	Numbers twenty-two to twenty-nine are configured in the form of vingt et un. For example twenty-two is vingt et un.		
003	trois	<i>trawh</i>	three	3 <sup>rd</sup>	troisième	<i>trawhzee ehm</i>	3 <sup>ième</sup>	third			
004	quatre	<i>catr</i>	four	4 <sup>th</sup>	quatrième	<i>catree ehm</i>	4 <sup>ième</sup>	fourth	030	trente	<i>trah<sub>n</sub>t</i>
005	cinq	<i>sank</i>	five	5 <sup>th</sup>	cinquième	<i>sankee ehm</i>	5 <sup>ième</sup>	fifth	031	trente et un	<i>trahntay uh<sub>n</sub></i>
006	six	<i>seese</i>	six	6 <sup>th</sup>	sixième	<i>seese ehm</i>	6 <sup>ième</sup>	sixth	Numbers thirty-two to thirty-nine are configured in the form of trente et un. For example thirty-three is trente et un.		
007	sept	<i>set</i>	seven	7 <sup>th</sup>	septième	<i>setee ehm</i>	7 <sup>ième</sup>	seventh			
008	huit	<i>weet</i>	eight	8 <sup>th</sup>	huitième	<i>weetee ehm</i>	8 <sup>ième</sup>	eighth	040	quarante	<i>cahrah<sub>n</sub>t</i>

009	neuf	<i>neuhf</i>	nine	9th	neuvième	<i>neuhvee ehm</i>	9ième	ninth	041	quarante et un	<i>cahrahntay</i>
010	dix	<i>deese</i>	ten	10th	dixième	<i>deezee ehm</i>	10ième	tenth	Numbers forty-two to forty-nine are configured in the form of quatorze-[10-19]. For example forty-four is quatorze-quatre (4*10-4).		
011	onze	<i>ohn</i>	eleven								
012	douze	<i>dooz</i>	twelve						050	cinquante	<i>sankaunte</i>
013	treize	<i>trehz</i>	thirteen						051	cinquante et un	<i>sankauntay</i>
014	quatorze	<i>catorz</i>	fourteen						Numbers fifty-two to fifty-nine are configured in the form of quinze-[10-19]. For example fifty-five is quinze-cinq (5*10-5).		
015	quinze	<i>canz</i>	fifteen								
016	seize	<i>sehz</i>	sixteen						060	soixante	<i>swahsahnt</i>
017	dix-sept	<i>deeset</i>	seventeen						061	soixante	<i>swahsahntay uhn</i>
018	dix-huit	<i>deezweet</i>	eighteen						Numbers sixty-two to sixty-nine are configured in the form of soixante-[10-19]. For example sixty-six is soixante-six (60-6).		
019	dix-neuf	<i>deeznuf</i>	nineteen								

- This pattern changes slightly after the sixties:
  - Numbers seventy to seventy-nine are configured in the form of soixante-[10-19]. For example seventy is soixante-dix (60-10), seventy-three is soixante-treize (60-13), and seventy-seven is soixante-dix-sept (60-10-7).
- |080||quatre-vingts||*catr vahn*||eighty
  - Numbers eighty-one to ninety-nine are configured in the form of quatre-vingts-[01-19]. For example eighty-one is quatre-vingt-un (4\*20-one), ninety is quatre-vingt-dix (4\*20-10), and ninety-four is quatre-vingt-quatorze(4\*20-14).
- une dizaine (one ten)
- une douzaine (one dozen)

cent	100	une centaine (one hundred)
[deux - neuf] cents	200-900	
mille	1.000	un millier (one thousand)
(un) million	1.000.000	
(un) milliard	1.000.000.000	

- For 70-79, it builds upon "soixante" but past that it builds upon a combination of terms for 80-99
- Only the first (21,31,41,51,etc) have "et un"; but past this it is simply both words consecutively (vingt-six, trente-trois, etc)
- For 100-199, it looks much like this list already save that "cent" is added before the rest of the number; this continues up to 1000 and onward.

# French Authors

---

## Middle Age

- Chrétien de Troyes (around 1135 - around 1183)

[\[edit\]](#)

## 16th century

- Francois Rabelais (around 1483 or 1494 – 1553)
- Pierre de Ronsard (1524 – 1585)
- Louise Labé (a.1526 - a.1565)

[\[edit\]](#)

## 17th century

- René Descartes (1596 - 1650)
- Pierre Corneille (1606–1684)
- Jean de La Fontaine (1621–1695)
- Molière (1622–1673)
- Blaise Pascal (1623–1662)
- Charles Perrault (1628–1703)
- Jean Racine (1639–1699)

[\[edit\]](#)

## 18th century

- Marivaux (1688–1763)
- Montesquieu (1689–1755)
- Voltaire (1694–1778)
- Jean-Jacques Rousseau (1712 - 1778)
- Denis Diderot (1713 - 1784)
- Beaumarchais (1732 - 1799)

[\[edit\]](#)

## 19th century

- François-René de Chateaubriand (1768 - 1848)
- Honoré de Balzac (1799 - 1850)
- Victor Hugo (1802 - 1885)
- Alexandre Dumas (1802 - 1870)
- Prosper Mérimée (1803 - 1870)
- George Sand (1804 - 1876)
- Alfred de Musset (1810 - 1857)
- Charles Baudelaire (1821 - 1867)
- Gustave Flaubert (1821 - 1880)
- Jules Verne (1828 - 1905)
- Alphonse Daudet (1840 - 1897)
- Emile Zola (1840 - 1902)
- Paul Verlaine (1844 - 1896)
- Henri Bergson (1859 - 1941)
- Edmond Rostand (1868 - 1918)

[\[edit\]](#)

## 20th century

- Paul Claudel (1868 - 1955)
- Marcel Proust (1871 - 1922)
- Guillaume Apollinaire (1880 - 1918)
- Jean Cocteau (1892 - 1963)
- Louis-Ferdinand Céline (1894 - 1961)
- Jean Giono (1895 - 1970)
- Marcel Pagnol (1895 - 1974)
- André Breton (1896 - 1966)
- Jacques Prévert (1900 - 1977)
- André Malraux (1901 - 1976)
- Raymond Queneau (1903 - 1976)
- Jean-Paul Sartre (1905 - 1980)
- Robert Merle (1908 - 2004)
- Nicolas Bouvier (1929 - 1998)
- Georges Perec (1936 - 1982)

[\[edit\]](#)

## Links

List of [French authors](#) in the french wikipedia.

# Hints and Common Errors

---

**quoi, qui, que, ce que, est-ce que, qu'est-ce que, qui est-ce qui**

[\[edit\]](#)

**tous, tout, toutes**

[\[edit\]](#)

**false cognates**

[\[edit\]](#)

**ap/em/porter**

[\[edit\]](#)

**a/em/mener**

[\[edit\]](#)

**em/s'en aller/vouloir/s'enfuir/s'envoler**

[\[edit\]](#)

**pronominal verbs with meanings different than regular version**

[\[edit\]](#)

**tomber**

[\[edit\]](#)

**plus**

[\[edit\]](#)

**bon vs bien**

[\[edit\]](#)

**capitalization**

[\[edit\]](#)

**an/année, jour/journée**

[\[edit\]](#)

**negation other than ne..pas in detail**

[\[edit\]](#)

**c'est vs il est, ce vs il vs one**

[\[edit\]](#)

**mal, le mal, faire mal, malade, malaise, etc**

# French History

---

See: [European History](#)

For the history of this book, see [that page](#).

# Nations of the World

---

## A

French	English
l'Afghanistan (m)	Afghanistan
l'Afrique du Sud (f)	South Africa
l'Albanie (f)	Albania
l'Algérie (f)	Algeria
l'Allemagne (f)	Germany
Andorre (f)	Andorra
l'Angleterre (f)	England
l'Angola (f)	Angola
Antigua-et-Barbuda (m)	Antigua and Barbuda
l'Arabie saoudite (f)	Saudi Arabia
l'Argentine (f)	Argentina
l'Arménie (f)	Armenia
Aruba	Aruba
l'Australie (f)	Australia
l'Autriche (f)	Austria
l'Azerbaïdjan (f)	Azerbaijan

[\[edit\]](#)

## B

French	English
les Bahamas (f)	The Bahamas
le Bahreïn	Bahrain
le Bangladesh	Bangladesh
la Barbade	Barbados
la Belgique	Belgium



le Belize	Belize
le Bénin	Benin
le Bhoutan	Bhutan
la Biélorussie	Belarus
la Birmanie	Burma
la Bolivie	Bolivia
le Botswana	Botswana
le Brésil	Brazil
le Brunéi	Brunei
la Bulgarie	Bulgaria
le Burkina-Faso	Burkina Faso
le Burundi	Burundi

[\[edit\]](#)

## C

<b>French</b>	<b>English</b>
le Cambodge	Cambodia
le Cameroun	Cameroon
le Canada	Canada
le Cap-Vert	Cape Verde
le Chili	Chile
la Chine	China
Chypre (f)	Cyprus
la Colombie	Columbia
les Comores (f)	Comores
le Congo	Congo
la Corée du Nord	North Korea
la Corée du Sud	South Korea
le Costa Rica	Costa Rica
la Côte d'Ivoire	Cote d'Ivoire
la Croatie	Croatia
Cuba	Cuba

[\[edit\]](#)

## D

French	English
le Danemark	Denmark
Djibouti	Djibouti
la Dominique	Dominica

[\[edit\]](#)

## E

French	English
l'Écosse (f)	Scotland
l'Égypte (f)	Egypt
les Émirats arabes unis (m)	The United Arab Emirates
l'Équateur (m)	Equador
l'Érythrée (f)	Eritrea
l'Espagne (f)	Spain
l'Estonie (f)	Estonia
les États-Unis (m)	The United States
l'Éthiopie (f)	Ethiopia

[\[edit\]](#)

## F

French	English
les Fidji (f)	Fiji
la Finlande	Finland
la France	France

[\[edit\]](#)

## G

French	English
le Gabon	Gabon
la Gambie	Gambia

la Géorgie	Georgia
le Ghana	Ghana
la Grèce	Greece
la Grenade	Grenada
le Guatemala	Guatemala
la Guinée	Guinea
la Guinée-Bissao	Guinea-Bissau
la Guinée-équatoriale	Equatorial Guinea
la Guyana	Guyana

[\[edit\]](#)

## H

French	English
Haïti	Haiti
le Honduras	Honduras
la Hongrie	Hungary

[\[edit\]](#)

## I

French	English
l'Île Maurice (f)	Mauritius
les Îles Cook (f)	Cook Islands
les Îles Marshall (f)	Marshall Islands
les Îles Salomon (f)	Solomon Islands
l'Inde (f)	India
l'Indonésie (f)	Indonesia
l'Iran (m)	Iran
l'Iraq/l'Irak (m)	Iraq
l'Irlande (f)	Ireland
l'Islande (f)	Iceland
Israël (m)	Israel
l'Italie (f)	Italy

[\[edit\]](#)

## J

French	English
la Jamaïque	Jamaica
le Japon	Japan
la Jordanie	Jordan

[\[edit\]](#)

## K

French	English
le Kazakhstan	Kazakhstan
le Kenya	Kenya
le Kirghizstan	Kyrgyzstan
Kiribati (f)	Kiribati
le Koweït	Kuwait

[\[edit\]](#)

## L

French	English
le Laos	Laos
le Lesotho	Lesotho
la Lettonie	Latvia
le Liban	Lebanon
le Libéria	Liberia
la Libye	Libya
le Lichtenstein	Lichtenstein
la Lituanie	Lithuania
le Luxembourg	Luxembourg

[\[edit\]](#)

## M

French	English
la Macédoine	Macedonia
Madagascar (f)	Madagascar
la Malaisie	Malaysia
le Malawi	Malawi
les Maldives (f)	The Maldives
le Mali	Mali
Malte	Malta
le Maroc	Morocco
la Mauritanie	Mauritania
le Mexique	Mexico
la Micronésie	Micronesia
la Moldavie	Moldavia
Monaco	Monaco
la Mongolie	Mongolia
le Mozambique	Mozambique

[\[edit\]](#)

## N

French	English
la Namibie	Namibia
la Nauru	Nauru
le Népal	Nepal
le Nicaragua	Nicaragua
le Niger	Niger
le Nigeria	Nigeria
la Norvège	Norway
la Nouvelle-Zélande	New Zealand

[\[edit\]](#)

## O

French	English
--------	---------

l'Oman (m)	Oman
l'Ouganda (m)	Uganda
l'Ouzbékistan	Uzbekistan

[\[edit\]](#)

## P

French	English
le Pakistan	Pakistan
le Panama	Panama
la Papouaise-Nouvelle-Guinée	Papua New Guinea
le Paraguay	Paraguay
les Pays-Bas (m)	The Netherlands
le Pays de Galles (m)	Wales
le Pérou	Peru
les Philippines (f)	The Philippines
la Pologne	Poland
la Polynésie français	French Polynesia
le Portugal	Portugal

[\[edit\]](#)

## Q

French	English
le Qatar	Qatar

[\[edit\]](#)

## R

French	English
la République centrafricaine	Central African Republic
la République dominicaine	Dominican Republic
la République tchèque	Czech Republic
la Roumanie	Romania
le Royaume-Uni	The United Kingdom
la Russie	Russia

le Rwanda	Rwanda
-----------	--------

[\[edit\]](#)

## S

French	English
Saint-Christophe-et-Niévès (m)	Saint Kitts and Nevis
Sainte-Lucie (f)	Saint Lucia
Saint-Marin (m)	San Marino
le Saint-Siège (le Vatican)	The Holy See (The Vatican)
Saint-Vincent-et-les-Grenadines (m)	Saint Vincent and the Grenadines
le Salvador	El Salvador
les Samoa (f)	Samoa
Sao Tomé et Príncipe (m)	Sao Tomé and Príncipe
le Sénégal	Senegal
les Seychelles (f)	Seychelles
la Sierra Leone	Sierra Leone
Singapour	Singapore
la Slovaquie	Slovakia
la Slovénie	Slovenia
la Somalie	Somalia
le Soudan	Sudan
le Sri Lanka	Sri Lanka
la Suède	Sweden
la Suisse	Switzerland
le Surinam	Surinam
le Swaziland	Swaziland
la Syrie	Syria

[\[edit\]](#)

## T

French	English
le Tadjikistan (m)	Tajikistan
la Tanzanie	Tanzania

le Tchad	Chad
la Thaïlande	Thailand
le Togo	Togo
les Tonga (f)	Tonga
Trinité-et-Tobago	Trinidad and Tobago
la Tunisie	Tunisia
le Turkménistan	Turkmenistan
la Turquie	Turkey
Tuvalu	Tuvalu

[\[edit\]](#)

## U

French	English
l'Ukraine (f)	Ukraine
l'Uruguay (m)	Uruguay

[\[edit\]](#)

## V

French	English
Vanuatu	Vanuatu
le Vatican	The Vatican
le Venezuela	Venezuela
le Viêt-Nam	Vietnam

[\[edit\]](#)

## W

[None]

[\[edit\]](#)

## X

[None]

[\[edit\]](#)



## Y

le Yémen	Yemen
la Yougoslavie (m)	Yugoslavia

[\[edit\]](#)

## Z

<b>French</b>	<b>English</b>
la Zambie	Zambia
le Zimbabwe	Zimbabwe

# Phrasebook

---

[TravelWiki phrase book](#)

## Greeting People

French Vocabulary • Phrasebook • <a href="#">audio</a> ( <a href="#">upload</a> )			
Greetings • Les salutations			
Salut	Hi./Bye.	(informal)	
Ça va?	How's it going?	(Lit:It goes?)	
Bonjour	Hello	(more formal than salut) (all day)	
Bonsoir	Good evening		
Bonne nuit	Good night	<i>bun nwee</i>	

[\[edit\]](#)

## Answers to *Ça va?*

French Vocabulary • Phrasebook • <a href="#">audio</a> ( <a href="#">upload</a> )	
How are you? • Ça va?	
Oui, ça va.	Yes, it goes.
Ça va bien, merci.	It goes well, thanks.
Très bien, merci.	Very well, thanks.
Pas mal.	Not Bad
Comme-ci, comme-ça.	So-So

[\[edit\]](#)

## Titles

French Vocabulary • Phrasebook • <a href="#">audio</a> ( <a href="#">upload</a> )				
Titles • Les titres				
	French	Abbr.	Pronunciation	English, Usage
<b>Singular</b>	Monsieur	M.	<i>muhsyur</i>	Mr., Sir.
<b>Plural</b>	Messieurs.		<i>mehsyur</i>	Gentlemen.

<b>Singular</b>	Madame	M <sup>me</sup>	<i>mahdamn</i>	Mrs., Ma'am.
<b>Plural</b>	Mesdames		<i>maydahm</i>	Ladies
<b>Singular</b>	Mademoiselle	M <sup>lle</sup>	<i>mahdmqoizell</i>	Miss, Young lady
<b>Plural</b>	Mesdemoiselles		<i>maydmwahzell</i>	Young ladies

[\[edit\]](#)

## Courtesy

French Vocabulary • Phrasebook • <a href="#">audio</a> (upload)			
Courtesy • La politesse			
Please	S'il te plaît.	(Lit: If you please.)	
	S'il vous plaît.	(formal).	
Thanks (a lot)	Merci (beaucoup).		
You're welcome.	De rien.	(Lit: Of nothing.)	
	Pas de quoi.	(Lit: Not of what.) (No problem.)	
	Je t'en prie.	<i>shtah<sub>n</sub> pree</i> (informal)	
	Je vous en prie	<i>jzuh vooz ah<sub>n</sub> pree</i> (formal)	

[\[edit\]](#)

## Good-bye.

French Vocabulary • Phrasebook • <a href="#">audio</a> (upload)		
Good-bye • Au revoir		
Salut.	Hi./Bye.	(informal)
Au revoir.	Good-bye.	<i>ohvwahr</i> ( <i>rev</i> not pronounced)
À demain.	See you tomorrow.	<i>ah duhma<sub>n</sub></i> (Lit: To/Until Tomorrow)
À tout à l'heure.	See you!	<i>ah toot ah luhre</i>
A bientôt.	See you soon.	<i>ah byantoe</i>
Ciao	Bye.	<i>chow</i> (Italian)

[\[edit\]](#)

## Asking for the day/date/time

French Vocabulary • Phrasebook • <a href="#">audio</a> (upload)		
Asking For The Day, Date, Time • Demander le jours, la date, la temps		
Asking for the day.		
1a	Aujourd'hui c'est quel jour?	Today is what day? <i>ojzoordwee say kell jzoor</i>

1b	Aujourd'hui c'est [ <i>jour</i> ].	Today is [ <i>day</i> ].	
2a	Demain c'est quel jour	Tomorrow is what day?	<i>Duhman say kell jzoor</i>
2b	Demain c'est [ <i>jour</i> ].	Tomorrow is [ <i>day</i> ].	
<b>Asking for the date.</b>			
3a	Quelle est la date (aujourd'hui)?	What is the date (today)?	<i>kell ay lah daht</i>
3b	C'est le [#] [month].	It's [month] [#].	
<b>Asking for the time.</b>			
4a	Quelle heure est-il?	What hour/time is it?	<i>kell er ayteel</i>
4b	Il est quelle heure?		<i>eel ay kell er</i>
5	Il est [nombre] heure(s).	It is [ <i>number</i> ] hours.	<i>eelay [nombre] er</i>

[\[edit\]](#)

## Physical and mental health

[\[edit\]](#)

## Reacting to events

[\[edit\]](#)

## Thanking

[\[edit\]](#)

## Complementing

[\[edit\]](#)

## (Dis)agreeing

[\[edit\]](#)

## Inviitions

[\[edit\]](#)

## Meetings

[\[edit\]](#)

## Expressing opinions

# Slang

---

## Notes on how to use slang

[\[edit\]](#)

### Foreign speakers

It is important to note that, as a foreigner, your use of slang will often be received as cute or funny, depending greatly upon your overall fluency in spoken French. To understand this, think on how it would sound to you if a foreigner-- with a strong accent and odd rythm of speech-- came up to you and said "Dude, what a sketchy-ass hater that bizz-natch was, I totally was just like 'fuck off o-sheezy'". Therefore, no matter how much slang you use in your native language, limiting your use of slang in French (proportionally to your level of fluency) will also limit how much you are patronized and giggled at by native listeners.

[\[edit\]](#)

### Slang: consistency & style

To use slang effeciently, it is important to maintain a consistency of style. Mixing styles might sound like saying: "Thy face, it is quite finely rawkin".

- Avoid *vous* unless a plural is necessary.
- Avoid subject-verb inversion in questions. Use rather question formations where there is no inversion or 'est-ce que', only the raised tone at the end of the sentence. When doing this with interrogatives (*qui, quand, comment*, etc.), place them at the end of the sentence; i.e. "On va bouffer quand?"

[\[edit\]](#)

### Translating 'Fuck'

The English term 'fuck' is exceptional as it can serve as noun, verb, adjective, exclamation, and others. There is no such equivalent usage of any word in the French language. Therefore the translation of 'fuck' into french depends on the corresponding part of speech.

[\[edit\]](#)

### Examples

noun

"He's a great fuck" = "Il est bien baisable" (although 'baisable' = fuckable)  
"He is such a fuck(er)" = "C'est un enfoiré/enculé/connard/salaud" (insert any insult)  
"He's such a fuck-up" = "C'est un pauvre con/un raté"

#### verb

sexual: *baiser, niquer, coucher avec* ; insulting: *foutre, enculer*  
"I fucked up on my French test" = "J'ai raté/niqué mon examen de français"  
"I fucked (up) my car" = "J'ai niqué ma bagnole"  
"He fucked me over" = "Il m'a trahi"  
"I fucked your mom" = "J'ai baisé/niqué ta mère"  
"Fuck off" = "Fous-moi la paix", "Fous le camp" (see the verb 'Foutre')  
"Fuck you"/"Go fuck yourself" = "Va te faire foutre/enculer"

#### adjective

"This is fucking awful" = "Putain, ça craint"/"C'est bordelique"/"C'est de la merde"  
"I am so fucked-up" = "Ça va pas du tout" (mental state); "J'suis totalement bourré(e)" (drunk)

#### adverb

"I am trying to fucking work here" = "Putain, là, j'essaie de bosser"

#### exclamation

"Fuck!" = "Merde !" ; "Putain !" ; "Bordel !"  
n.b.: these can also be compounded in French, i.e., "Putain de merde !" "Putain de bordel de merde" (for stringing these together, see the scene in the film Matrix Reloaded with the Frenchman in the restaurant)

[\[edit\]](#)

## Glossary

Notes on Pronunciation:

\*To feel how R should be pronounced, gargle with water, then try gargling without water.

That is what your throat should be doing when pronouncing the R.

\*The U is hardest for English speakers. The back of the throat should be stretched out as if you see

a mouse and are saying "eee!", but the lips should be in a tight circle as if you are saying "ooo".

[Audio1](#) [Audio2](#) [Audio3](#) [Audio4](#)

#### Abruti(e)

n., A retard, an idiot  
*ah-BROO-tee*

Accro

n., addict  
*ack-RO*

Ado

n., teenager; short for 'adolescent'  
*AH-doh*

Apero

n., Short for apéritif.  
*ah-PAIR-roh*

Appart

n., flat or apartment; short for 'appartement'  
*ah-PARR*

Aprèm

n., Short for après-midi.  
*ah-PRIm*

Bagnole

n., Slang for 'car'  
*ban-YOLE*

Bahut

n., Slang for 'high school' (formerly for 'factory')

Barj' or Barjot

adj., crazy  
n., a crazy person  
*BARge*  
*BAHR-joe*

Bander

v., to become erect, to get a hard-on  
*BAHN-day*

Ben

interj. for 'well'. often used at the beginning of a phrase, and followed by "ouais" or "non"  
*Baañ* ('baa' like the sound a sheep makes with a nasalized sound at the end)

Bite

n., dick  
*bEEt*

Blaireau

n., Loser  
*bl-AIR-roh*



## Le Bled

n., the boondocks  
*bled*

## Boule

n., litt. 'ball'. Synonym for 'tête', or 'head' in its slang usage; a rough equivalent in English would be 'face' rather than 'head', i.e.:  
"Ta boule me manque" = "I miss seeing your sweet face"  
*bool*

## Bouffer

v., to eat  
n., *la bouffe*, food  
*BOOF-fay*

## Bosser

v., to work  
*boss-SAY*

## Boulot

n., job  
*bool-oh*

## Se Branler

v., to masturbate (lit. to wobble)  
*suh BRAhn-lay*

## Ça a été

exp., it went well; also a question "Ta présentation, ça a été ?" = "How'd your presentation go?" ;  
Answers to this question: "Ouais, ça a été" (Yes, it went well) / "Pas du tout" (Not at all)  
*saw ah AY-TAY*

## Chaud Lapin

n., Sex maniac (lit. hot rabbit)  
*show lah-PAN*

## Cinoche

n., A night at the movies  
*SEE-noh-sh*

## La Cité

n., ghetto  
*see-TAY*

## Con

adj., stupid "J'ai été con quand j'ai décidé de sortir" = "I was dumb when I decided to go out"  
n., litt. 'cunt' (as used in UK English); "Quel con" = "What an idiot"

exp. "à la con", stupid, in a stupid way. "J'ai cet examen à la con" = "I have this stupid test"

*cohÑ*

Crever

v., to burst or explode; to die, 'to kick the bucket'

adj., *crevé(e)*, exhausted. As in "Je suis crevé(e)" = "I'm exhausted"

n., *la crève*, a cold, the flu. exp.: "J'ai la crève".

*creh-vay*

*lah crehve*

Débile

n. or adj. slang for "stupid"

*DAY-beel*

Dirlo

n. Colloquial word meaning 'headmaster'.

*dear-loh*

Enculer

v. To fuck, to bugger.

Equivalent to "fuck in the ass" ("cul"="ass"). Widely used under the form "va te faire enculer" (litt. "go get fucked in the ass") which stands for "fuck off".

Also, "enculé" is the participle turned into a substantive, and means "bastard" or "asshole".  
exp. : "enculer des mouches" (litt. "to fuck flies in the ass") means "to nit-pick".

*eñ-CU-lay*

La Fac

n., college or university

*fack*

Faire la tête

exp., to pout. Synonyms: 'bouder'(to brood); "faire la gueule".

*fer lah tet*

Foutre

n. Sperm.

v. Vulgar equivalent of the verb 'faire'; to do or to make. Commonly employed in vulgar/familiar expressions such as:

"Va te faire foutre" = "Go get fucked"

"J'en ai rien à foutre (ici, avec toi)" = "I have nothing to do (here, with you)"

*FOO-truh*

Hyper

adj., 'very', 'really' ; "Je suis hyper triste" = "I'm really sad"

*EE-pair*

Kiffer

v. Colloquial word from arabic meaning 'to like'. Sometimes used under the form *faire kiffer*, e.g. *Tu me fais trop kiffer.*  
*keef-ay*

### Génial

adj. Colloquial word meaning "genius" (as used in UK English), "great", "brilliant", "sensational" or "awesome"  
*j-knee-al*

### Grave

adj. litt. "severe", roughly means "stupid" e.g. "mes parents sont graves" (my parents are stupid)  
adv. roughly meaning "a lot" or "really" e.g. "je la kiffe grave!" (I really like her). When used with a predicate, it can be placed before or after it. e.g. "il est débile grave, lui!" or "il est grave débile, lui!" (he's really stupid)  
*grah-ve*

### Gueule

n., slang for 'mouth' or 'face'. It can be used in "Ta gueule!" which can be translated into 'Shut up!'.  
*gull*

### Gueuler

v., slang. Means 'to shout'. e.g. 'Arrête de me gueuler dessus' could be translated into 'Stop shouting at me'.  
Exists also *engueuler*, slang for 'to reprimand'.  
*guh-lay ; oñ-guh-lay*

### Macdo

Short for MacDonald's.  
*mack-doh*

### Merde

n., excl., translated as 'shit', *merde* is not seen as vulgar as 'shit'. That is to say, adults use it often, as well as the youth. It can also mean 'rubbish', for example 'Ce repas, c'est de la merde', or 'The meal is crap'  
This word has produced the phrase «le mot de cinq lettres», an exact transcribed meaning of the English phrase "four-letter word".  
*maRed* / with emphasis or in exclamation: *mare-DUH*

### N'importe quoi

exp., 'whatever'  
n., bullshit as in "C'est du n'importe quoi, ce qu'il dit"  
*nahm-poRt-UH-kwah*

### Niquer

v. Slang for 'to have sexual intercourse'. Often used in insults such as 'Nique ta mère' (Fuck your mother), sometimes reduced to 'Ta mère!'. Metaphorically, slang for 'to break' or 'to be great'.  
'Je vais te niquer ta gueule (vulgaire)' : je vais me battre contre toi !

e.g. 'Cette porte est niquée.' (This door is out of order.)  
'Ce jeu nique tout.' (This game is great.)

*NEEK-ay*

Ouais

'yeah' (as opposed to "oui" = "yes")  
*waay*

Putain

n., excl. Roughly equivalent to 'merde' when used as an exclamation. As a name, old form for 'pute' (whore). 'Putain' is the closest equivalent to the English 'fuck' (see note on 'fuck').

*pew-tAÑ*

Super

adj., 'very', 'really' ; "Je suis super content" = "I'm really happy"  
*soup-air*

Taff

n. work, job, task  
*taff*

Truc

n. Stuff  
*trew-uhk*

Tronche

n. Colloquial word meaning 'face'.  
*TRon-shuh*

Vachement

adj., France, slang. Literally "cowly", vachement is a synonym for "very", and can be translated in some cases for the English adjective 'quite'. For instance - 'Il est vachement idiot' could be translated as 'He is quite stupid'.

Whilst on the subject of 'vache', a popular French phrase is 'la vache!' which, as an exclamation, means 'damn!' or 'darn!'. For example - 'tu as perdu!' could be greeted with 'la vache!' or 'mince!' or other such expressions of discontent.

It can however be used sometimes as an exclamation of surprise or amazement 'la vache! c'est genial ce truc'

*vah-shuh; vah-shuh-MAWÑ*

Zinzin

n. Colloquial word meaning 'crazy'.

[\[edit\]](#)

# Verlan

Verlan is roughly similar to English Pig Latin, in that certain words are split in half, and the two components switch positions, but do not necessarily retain all letters (due to French pronunciation patterns). For example, if you have word [12], in verlan it will become [2-1]. The word *verlan* is in itself an example of this; it comes from the word *l'envers* (meaning 'backwards'). Verlan is, unlike Pig Latin, quite commonly used among young adults and even adults. Common verlan expressions include:

Beur ou rebeu

n., A person of Arab descent. from *arabe*. ('Beur' is so commonly used that it now has its own Verlan form, 'reub').

Chelou

adj., Fishy, shady, suspicious. from *louche*.

Keuf

Policeman (not polite) from flic "Il est chelou ce mec ! j'veais le balancer aux keufs."

Meuf

n., Woman, chick, girl. from *femme*.

Ouf

adj., Crazy, ridiculous. from *fou*. Used commonly in the expression "c'est un truc de ouf" ("that is some crazy shit").

Relou

adj., Not funny, difficult, something that sucks. from *lourd*, heavy. (the *d* is dropped in Verlan because the final *d* does not pronounce in *lourd*).

Ripou

adj., Rotten, awful, gross. from *pourri*

Ripou = un policier qui commet des actes graves illégaux

pl : des ripoux

Teuf

n., Party. from *fête*.

Venère

adj., aggravated, angry, pissed off. from *enervé(e)*.

[\[edit\]](#)

## Common Chat Abbreviations

There are two general guidelines:

- *é* can be substituted for all homophonic equivalents including "-ais", "-ait", "-es" (such as in the articles *les* and *des*), the conjunction "et" (and), and the verb "est" (third person sing.

conjugation of *être*, "to be").

- words that end in a silent -s commonly drop this s: such as *pas* (*pa*), and *vois* (*voi*).

biz

n., *bisous*, "kisses".

c

subj+verb, *c'est*, "it is".

ct

subj+verb, *c'était*, "it was"; imparfait (past) conjugation of *c'est*.

dc

conj., *donc*, "therefore, so".

dsl

adj., *désolé(e)*, "sorry".

fok

exp., *il faut que*, "it is necessary".

ke

interr. and relative pronoun, *que*, "that".

ki

interr. and rel. pron., *qui*, "that" or "which".

koi

interrogative, *quoi*, "what"; also seen in *pourkoi*, "why".

mdr

exp., *mort(e) de rire*, "laughing myself to death", (equivalent of *lol*, laughing out loud).

mé

conj., *mais*, "but".

pr

prep., *pour*, "for".

ptdr

exp., *peté(e) de rire*, "bursting with laughter", (equivalent of *lol*, laughing out loud). stronger than *mdr*.

tt

adj., *tout(e)*, "all"; also seen in the expression *tout le monde*.

vnr

adj., from the Verlan form of *enervé(e)*, pissed off, angry, aggravated.

# Typing Characters

---

## International Keyboard Configuration

Commonly one memorises the alt-number code for inserting non-English characters (below), but there is a much better method. One can change their keyboard configuration from their previous setting to a US (Qwerty) International setting. See <http://www.starr.net/kbh> for more information.

In Windows XP:

1. Start -> Settings -> Control Panel
2. Regional and Language Options
3. Languages -> Details ...
4. Click Add.
5. Under Input language, choose your native language.
6. Under Keyboard layout/IME, choose United States-International.

Now to form accents, you prefix the letter with either ` ' ~ or ^ So, to get è, one types ` and then e. To get È, one types " and then E.

ù Alt+151 or Alt+0249  
û Alt+150 or Alt+0251  
ü Alt+129 or Alt+0252

[\[edit\]](#)

## In Mac OS X

You could change your keyboard layout in System Preferences->International->Input Menu or with the default qwerty keyboard layout you can use meta keys to create the accents. For instance if you want to create an "" accent you would press option+` then press the vowel you want to appear under the letter to create â, è, ì, ò, or ù. The keystrokes for the different accents are...

option + "`" = `  
option + "e" = ´  
option + "i" = ^  
option + "u" = ¨

[\[edit\]](#)

## Copy & Paste

This method can be useful if you are just writing a short text (for example an e-mail) and don't have a computer where you can/want change language settings. Just try to pull up a web page or a document that contains the special characters and paste them into your text. For longer texts, however, this can

become quite tedious.

[\[edit\]](#)

## Search & Replace

If you are working with a text editor you have the option to search for text and replace it with other text. This feature can be used to 'type' special characters. The idea is to *mark* a character for becoming a special character, for example typing `~a` when you mean `à`. After you have written your text you replace marked characters (the `~a`) with special characters (the `à`). Of course you have to either type in the Alt number code or paste the character, but the point is that you only have to do it *once* for the whole text and not for every single `à` that you want to type.

[\[edit\]](#)

## Unix and the Compose key

If you are using Unix or a derivative operating system (such as Linux) with XFree86, you can define a compose key by opening a terminal window and typing:

```
To use the Windows menu key (between the right Windows key and right Ctrl key):  
xmodmap -e "keysym Menu = Multi_key"  
To use the right Windows key:  
xmodmap -e "keysym R_Meta = Multi_key"  
To use the right Alt key:  
xmodmap -e "keysym Alt_Gr = Multi_key"
```

To use the Compose key, press and release the Compose key, then type two characters. Combinations useful for typing in French follow:

```
à Compose + a + `
â Compose + a + ^
ä Compose + a + "

ç Compose + c + ,

è Compose + e + `
é Compose + e + '
ê Compose + e + ^
ë Compose + e + "
É Compose + E + '

î Compose + i + ^
ï Compose + i + "

ô Compose + o + ^
ö Compose + o + "

ù Compose + u + `
û Compose + u + ^
ü Compose + u + "
```



# Web Resources

---

[Wikipedia French language external links](#) - Dozens of valuable links.

---

## Translators

- [Google Translator](#)
- [Babelfish Translation](#) : A translation website
- [Google Toolbar](#) - automatic translate on mouseover of a word (English to French only)

[\[edit\]](#)

## Learning french

- [About.com French Language](#)
- [Anne Fox](#)
- [BBC](#)
- [Jump-Gate](#)
- [University of Adelaide, Australia](#)
- [French Language Learning Software](#)
- [Free Online French Tutorial](#)
- [BBC Bitesize grammar](#)
- [TravelWiki Phrasebook](#)
- [Orbis Latinus French](#)
- [MIT French I Assignments](#)
- [MIT French II Assignments](#)
- [Useful information on the French language can be found on the site of tv5 \(www.tv5.org\)](#) - Dictionnaire de langue francaise, Dictionnaire de synonymes, Conjugaisons, Dictionnaire anglais/francais, Dictionnaire francais/anglais, and lots more!

[\[edit\]](#)

## French grammar

- [Portail lettres](#)
- [Clo7](#)
- [French grammar lessons](#)
- [Exercices on French grammar \(Dr. Meul Etienne\)](#)
- [Online verb conjugator](#)

[\[edit\]](#)

## Dictionaries

- [Lexilogos](#) : all online French dictionaries
- [French dictionary](#)

[\[edit\]](#)

## French Culture

- [Le portail de la culture](#)
- [Cortland](#)
- [Ambassade de France en Nouvelle-Zélande](#)

[\[edit\]](#)

## Travel in France

- [Ministère des Affaires Etrangères français](#)
- [TravelWiki](#)

[\[edit\]](#)

## French Administration

- [Le portail de l'administration](#)

# GNU FREE DOCUMENTATION LICENSE

---

Version 1.2, November 2002

Copyright (C) 2000,2001,2002 Free Software Foundation, Inc.  
59 Temple Place, Suite 330, Boston, MA 02111-1307 USA  
Everyone is permitted to copy and distribute verbatim copies  
of this license document, but changing it is not allowed.

## 0. PREAMBLE

The purpose of this License is to make a manual, textbook, or other functional and useful document "free" in the sense of freedom: to assure everyone the effective freedom to copy and redistribute it, with or without modifying it, either commercially or noncommercially. Secondly, this License preserves for the author and publisher a way to get credit for their work, while not being considered responsible for modifications made by others.

This License is a kind of "copyleft", which means that derivative works of the document must themselves be free in the same sense. It complements the GNU General Public License, which is a copyleft license designed for free software.

We have designed this License in order to use it for manuals for free software, because free software needs free documentation: a free program should come with manuals providing the same freedoms that the software does. But this License is not limited to software manuals; it can be used for any textual work, regardless of subject matter or whether it is published as a printed book. We recommend this License principally for works whose purpose is instruction or reference.

## 1. APPLICABILITY AND DEFINITIONS

This License applies to any manual or other work, in any medium, that contains a notice placed by the copyright holder saying it can be distributed under the terms of this License. Such a notice grants a world-wide, royalty-free license, unlimited in duration, to use that work under the conditions stated herein. The "Document", below, refers to any such manual or work. Any member of the public is a licensee, and is addressed as "you". You accept the license if you copy, modify or distribute the work in a way requiring permission under copyright law.

A "Modified Version" of the Document means any work containing the Document or a portion of it, either copied verbatim, or with modifications and/or translated into another language.

A "Secondary Section" is a named appendix or a front-matter section of the Document that deals exclusively with the relationship of the publishers or authors of the Document to the Document's overall subject (or to related matters) and contains nothing that could fall directly within that overall subject. (Thus, if the Document is in part a textbook of mathematics, a Secondary Section may not explain any mathematics.) The relationship could be a matter of historical connection with the subject or with related matters, or of legal, commercial, philosophical, ethical or political position regarding them.

The "Invariant Sections" are certain Secondary Sections whose titles are designated, as being those of Invariant Sections, in the notice that says that the Document is released under this License. If a section does not fit the above definition of Secondary then it is not allowed to be designated as Invariant. The Document may contain zero Invariant Sections. If the Document does not identify any Invariant Sections then there are none.

The "Cover Texts" are certain short passages of text that are listed, as Front-Cover Texts or Back-Cover Texts, in the notice that says that the Document is released under this License. A Front-Cover Text may be at most 5 words, and a Back-Cover Text may be at most 25 words.

A "Transparent" copy of the Document means a machine-readable copy, represented in a format whose specification is available to the general public, that is suitable for revising the document straightforwardly with generic text editors or (for images composed of pixels) generic paint programs or (for drawings) some widely available drawing editor, and that is suitable for input to text formatters or for automatic translation to a variety of formats suitable for input to text formatters. A copy made in an otherwise Transparent file format whose markup, or absence of markup, has been arranged to thwart or discourage subsequent modification by readers is not Transparent. An image format is not Transparent if used for any substantial amount of text. A copy that is not "Transparent" is called "Opaque".

Examples of suitable formats for Transparent copies include plain ASCII without markup, Texinfo input format, LaTeX input format, SGML or XML using a publicly available DTD, and standard-conforming simple HTML, PostScript or PDF designed for human modification. Examples of transparent image formats include PNG, XCF and JPG. Opaque formats include proprietary formats that can be read and edited only by proprietary word processors, SGML or XML for which the DTD and/or processing tools are not generally available, and the machine-generated HTML, PostScript or PDF produced by some word processors for output purposes only.

The "Title Page" means, for a printed book, the title page itself, plus such following pages as are needed to hold, legibly, the material this License requires to appear in the title page. For works in formats which do not have any title page as such, "Title Page" means the text near the most prominent appearance of the work's title, preceding the beginning of the body of the text.

A section "Entitled XYZ" means a named subunit of the Document whose title either is precisely XYZ or contains XYZ in parentheses following text that

translates XYZ in another language. (Here XYZ stands for a specific section name mentioned below, such as "Acknowledgements", "Dedications", "Endorsements", or "History".) To "Preserve the Title" of such a section when you modify the Document means that it remains a section "Entitled XYZ" according to this definition.

The Document may include Warranty Disclaimers next to the notice which states that this License applies to the Document. These Warranty Disclaimers are considered to be included by reference in this License, but only as regards disclaiming warranties: any other implication that these Warranty Disclaimers may have is void and has no effect on the meaning of this License.

## 2. VERBATIM COPYING

You may copy and distribute the Document in any medium, either commercially or noncommercially, provided that this License, the copyright notices, and the license notice saying this License applies to the Document are reproduced in all copies, and that you add no other conditions whatsoever to those of this License. You may not use technical measures to obstruct or control the reading or further copying of the copies you make or distribute. However, you may accept compensation in exchange for copies. If you distribute a large enough number of copies you must also follow the conditions in section 3.

You may also lend copies, under the same conditions stated above, and you may publicly display copies.

## 3. COPYING IN QUANTITY

If you publish printed copies (or copies in media that commonly have printed covers) of the Document, numbering more than 100, and the Document's license notice requires Cover Texts, you must enclose the copies in covers that carry, clearly and legibly, all these Cover Texts: Front-Cover Texts on the front cover, and Back-Cover Texts on the back cover. Both covers must also clearly and legibly identify you as the publisher of these copies. The front cover must present the full title with all words of the title equally prominent and visible. You may add other material on the covers in addition. Copying with changes limited to the covers, as long as they preserve the title of the Document and satisfy these conditions, can be treated as verbatim copying in other respects.

If the required texts for either cover are too voluminous to fit legibly, you should put the first ones listed (as many as fit reasonably) on the actual cover, and continue the rest onto adjacent pages.

If you publish or distribute Opaque copies of the Document numbering more than 100, you must either include a machine-readable Transparent copy along with each Opaque copy, or state in or with each Opaque copy a computer-network location from which the general network-using public has access to download using public-standard network protocols a complete Transparent copy of the Document, free of added material. If you use the latter option, you must take reasonably prudent steps, when you begin distribution of Opaque copies in quantity, to ensure that this Transparent copy will remain thus accessible at the stated location until at least one year after the last time you distribute an Opaque copy (directly or through your agents or retailers) of that edition to the public.

It is requested, but not required, that you contact the authors of the Document well before redistributing any large number of copies, to give them a chance to provide you with an updated version of the Document.

## 4. MODIFICATIONS

You may copy and distribute a Modified Version of the Document under the conditions of sections 2 and 3 above, provided that you release the Modified Version under precisely this License, with the Modified Version filling the role of the Document, thus licensing distribution and modification of the Modified Version to whoever possesses a copy of it. In addition, you must do these things in the Modified Version:

- **A.** Use in the Title Page (and on the covers, if any) a title distinct from that of the Document, and from those of previous versions (which should, if there were any, be listed in the History section of the Document). You may use the same title as a previous version if the original publisher of that version gives permission.
- **B.** List on the Title Page, as authors, one or more persons or entities responsible for authorship of the modifications in the Modified Version, together with at least five of the principal authors of the Document (all of its principal authors, if it has fewer than five), unless they release you from this requirement.
- **C.** State on the Title page the name of the publisher of the Modified Version, as the publisher.
- **D.** Preserve all the copyright notices of the Document.
- **E.** Add an appropriate copyright notice for your modifications adjacent to the other copyright notices.
- **F.** Include, immediately after the copyright notices, a license notice giving the public permission to use the Modified Version under the terms of this License, in the form shown in the Addendum below.
- **G.** Preserve in that license notice the full lists of Invariant Sections and required Cover Texts given in the Document's license notice.
- **H.** Include an unaltered copy of this License.
- **I.** Preserve the section Entitled "History", Preserve its Title, and add to it an item stating at least the title, year, new authors, and publisher of the Modified Version as given on the Title Page. If there is no section Entitled "History" in the Document, create one stating the title, year, authors, and publisher of the Document as given on its Title Page, then add an item describing the Modified Version as stated in the previous sentence.
- **J.** Preserve the network location, if any, given in the Document for public access to a Transparent copy of the Document, and likewise the network locations given in the Document for previous versions it was based on. These may be placed in the "History" section. You may omit a network location for a work that was published at least four years before the Document itself, or if the original publisher of the version it refers to gives permission.
- **K.** For any section Entitled "Acknowledgements" or "Dedications", Preserve the Title of the section, and preserve in the section all the substance and tone of each of the contributor acknowledgements and/or dedications given therein.

- **L.** Preserve all the Invariant Sections of the Document, unaltered in their text and in their titles. Section numbers or the equivalent are not considered part of the section titles.
- **M.** Delete any section Entitled "Endorsements". Such a section may not be included in the Modified Version.
- **N.** Do not retitle any existing section to be Entitled "Endorsements" or to conflict in title with any Invariant Section.
- **O.** Preserve any Warranty Disclaimers.

If the Modified Version includes new front-matter sections or appendices that qualify as Secondary Sections and contain no material copied from the Document, you may at your option designate some or all of these sections as invariant. To do this, add their titles to the list of Invariant Sections in the Modified Version's license notice. These titles must be distinct from any other section titles.

You may add a section Entitled "Endorsements", provided it contains nothing but endorsements of your Modified Version by various parties--for example, statements of peer review or that the text has been approved by an organization as the authoritative definition of a standard.

You may add a passage of up to five words as a Front-Cover Text, and a passage of up to 25 words as a Back-Cover Text, to the end of the list of Cover Texts in the Modified Version. Only one passage of Front-Cover Text and one of Back-Cover Text may be added by (or through arrangements made by) any one entity. If the Document already includes a cover text for the same cover, previously added by you or by arrangement made by the same entity you are acting on behalf of, you may not add another; but you may replace the old one, on explicit permission from the previous publisher that added the old one.

The author(s) and publisher(s) of the Document do not by this License give permission to use their names for publicity for or to assert or imply endorsement of any Modified Version.

## 5. COMBINING DOCUMENTS

You may combine the Document with other documents released under this License, under the terms defined in section 4 above for modified versions, provided that you include in the combination all of the Invariant Sections of all of the original documents, unmodified, and list them all as Invariant Sections of your combined work in its license notice, and that you preserve all their Warranty Disclaimers.

The combined work need only contain one copy of this License, and multiple identical Invariant Sections may be replaced with a single copy. If there are multiple Invariant Sections with the same name but different contents, make the title of each such section unique by adding at the end of it, in parentheses, the name of the original author or publisher of that section if known, or else a unique number. Make the same adjustment to the section titles in the list of Invariant Sections in the license notice of the combined work.

In the combination, you must combine any sections Entitled "History" in the various original documents, forming one section Entitled "History"; likewise combine any sections Entitled "Acknowledgements", and any sections Entitled "Dedications". You must delete all sections Entitled "Endorsements."

## 6. COLLECTIONS OF DOCUMENTS

You may make a collection consisting of the Document and other documents released under this License, and replace the individual copies of this License in the various documents with a single copy that is included in the collection, provided that you follow the rules of this License for verbatim copying of each of the documents in all other respects.

You may extract a single document from such a collection, and distribute it individually under this License, provided you insert a copy of this License into the extracted document, and follow this License in all other respects regarding verbatim copying of that document.

## 7. AGGREGATION WITH INDEPENDENT WORKS

A compilation of the Document or its derivatives with other separate and independent documents or works, in or on a volume of a storage or distribution medium, is called an "aggregate" if the copyright resulting from the compilation is not used to limit the legal rights of the compilation's users beyond what the individual works permit. When the Document is included in an aggregate, this License does not apply to the other works in the aggregate which are not themselves derivative works of the Document.

If the Cover Text requirement of section 3 is applicable to these copies of the Document, then if the Document is less than one half of the entire aggregate, the Document's Cover Texts may be placed on covers that bracket the Document within the aggregate, or the electronic equivalent of covers if the Document is in electronic form. Otherwise they must appear on printed covers that bracket the whole aggregate.

## 8. TRANSLATION

Translation is considered a kind of modification, so you may distribute translations of the Document under the terms of section 4. Replacing Invariant Sections with translations requires special permission from their copyright holders, but you may include translations of some or all Invariant Sections in addition to the original versions of these Invariant Sections. You may include a translation of this License, and all the license notices in the Document, and any Warranty Disclaimers, provided that you also include the original English version of this License and the original versions of those notices and disclaimers. In case of a disagreement between the translation and the original version of this License or a notice or disclaimer, the original version will prevail.

If a section in the Document is Entitled "Acknowledgements", "Dedications", or "History", the requirement (section 4) to Preserve its Title (section 1) will typically require changing the actual title.

## 9. TERMINATION

You may not copy, modify, sublicense, or distribute the Document except as expressly provided for under this License. Any other attempt to copy, modify, sublicense or distribute the Document is void, and will automatically terminate your rights under this License. However, parties who have received copies, or rights, from you under this License will not have their licenses terminated so long as such parties remain in full compliance.

## 10. FUTURE REVISIONS OF THIS LICENSE

The Free Software Foundation may publish new, revised versions of the GNU Free Documentation License from time to time. Such new versions will be similar in spirit to the present version, but may differ in detail to address new problems or concerns. See <http://www.gnu.org/copyleft/>.

Each version of the License is given a distinguishing version number. If the Document specifies that a particular numbered version of this License "or any later version" applies to it, you have the option of following the terms and conditions either of that specified version or of any later version that has been published (not as a draft) by the Free Software Foundation. If the Document does not specify a version number of this License, you may choose any version ever published (not as a draft) by the Free Software Foundation.

## How to use this License for your documents

To use this License in a document you have written, include a copy of the License in the document and put the following copyright and license notices just after the title page:

```
Copyright (c) YEAR YOUR NAME.  
Permission is granted to copy, distribute and/or modify this document  
under the terms of the GNU Free Documentation License, Version 1.2  
or any later version published by the Free Software Foundation;  
with no Invariant Sections, no Front-Cover Texts, and no Back-Cover Texts.  
A copy of the license is included in the section entitled "GNU  
Free Documentation License".
```

If you have Invariant Sections, Front-Cover Texts and Back-Cover Texts, replace the "with...Texts." line with this:

```
with the Invariant Sections being LIST THEIR TITLES, with the  
Front-Cover Texts being LIST, and with the Back-Cover Texts being LIST.
```

If you have Invariant Sections without Cover Texts, or some other combination of the three, merge those two alternatives to suit the situation.

If your document contains nontrivial examples of program code, we recommend releasing these examples in parallel under your choice of free software license, such as the GNU General Public License, to permit their use in free software.