

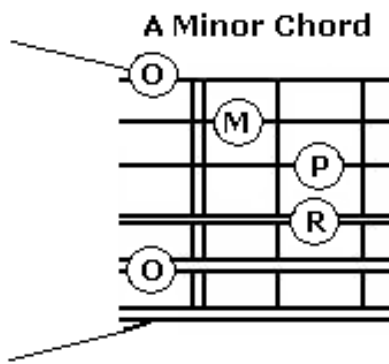


## Introduction to Barre Chords: Lesson 5

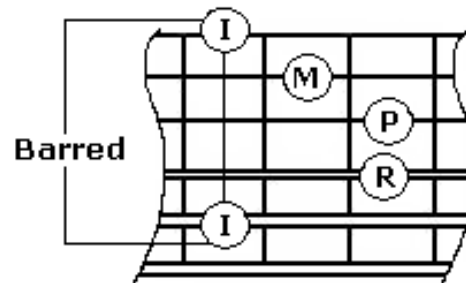
By Christopher Schlegel

This time we will use an A minor chord as the basis for our barre chord. Doing this results in another shape we can move up and down the strings. Also it gives us a way to play every possible minor chord chromatically rooted on the A string! The score and images below show the notation tab for the chords in the video.

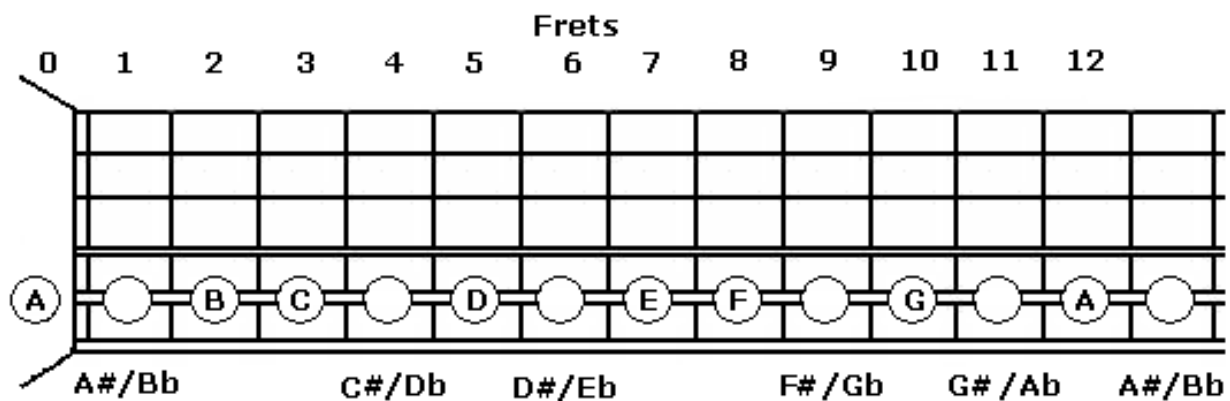
**A Minor Shaped Barre Chords**



**Barred & Movable A Minor Chord Shape**



- O = Open
- I = Index
- M = Middle
- R = Ring
- P = Pinky



**Notes on the Low A string indicate  
Root note of A Shaped Barre Chords**

# A Minor Shaped Barre Chords

## A Shaped Barre Chords In Sharps

	A min	A# min	B min	C min	C# min	D min	D# min
1		2	3	4	5	6	7
TAB	0 2 0 2 0 0	1 2 0 2 0 0	2 2 0 2 0 0	3 2 0 2 0 0	4 2 0 2 0 0	5 2 0 2 0 0	6 2 0 2 0 0

	E min	F min	F# min	G min	G# min	A min
8		9	10	11	12	13
TAB	7 6 5 4 3 2	8 7 6 5 4 3	9 7 6 5 4 3	10 7 6 5 4 3	11 7 6 5 4 3	12 7 6 5 4 3

## ... and in Flats

	A min	Bb min	B min	C min	Db min	D min	Eb min
14		15	16	17	18	19	20
TAB	0 2 0 2 0 0	1 2 0 2 0 0	2 2 0 2 0 0	3 2 0 2 0 0	4 2 0 2 0 0	5 2 0 2 0 0	6 2 0 2 0 0

	E min	F min	Gb min	G min	Ab min	A min
21		22	23	24	25	26
TAB	7 6 5 4 3 2	8 7 6 5 4 3	9 7 6 5 4 3	10 7 6 5 4 3	11 7 6 5 4 3	12 7 6 5 4 3

## Introduction to Barre Chords: Lesson 5

By Christopher Schlegel

